

Analysen, Graphiken Covid-19 Altersbereinigte Sterbedaten

Stand: 28.11.2021
as on 11/28/2021

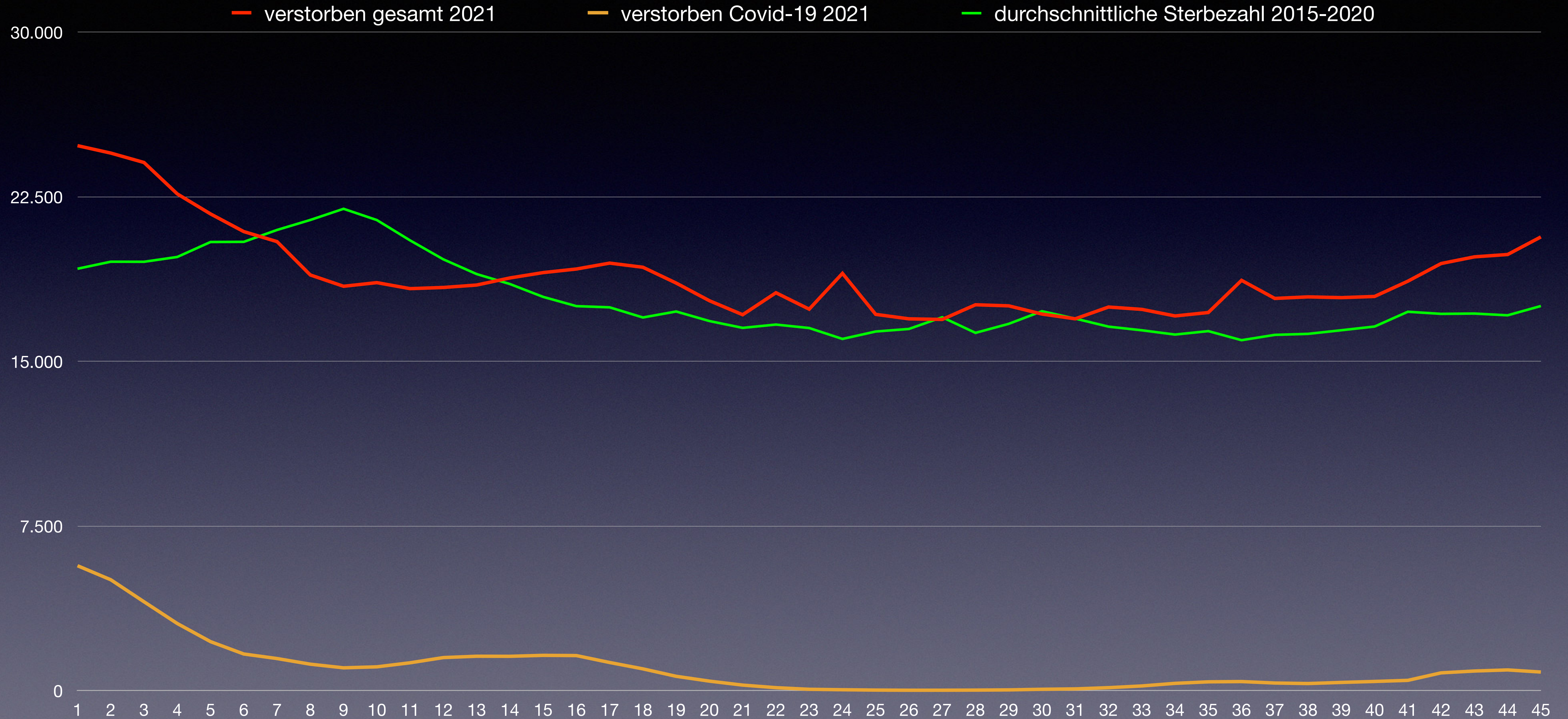
Die Sterblichkeit des Menschen ist ein unausweichliches Faktum
– Human mortality is an inescapable fact –



© Real_DataHero



Verlauf der Sterbekurven und Fallzahlen 2021 in Deutschland



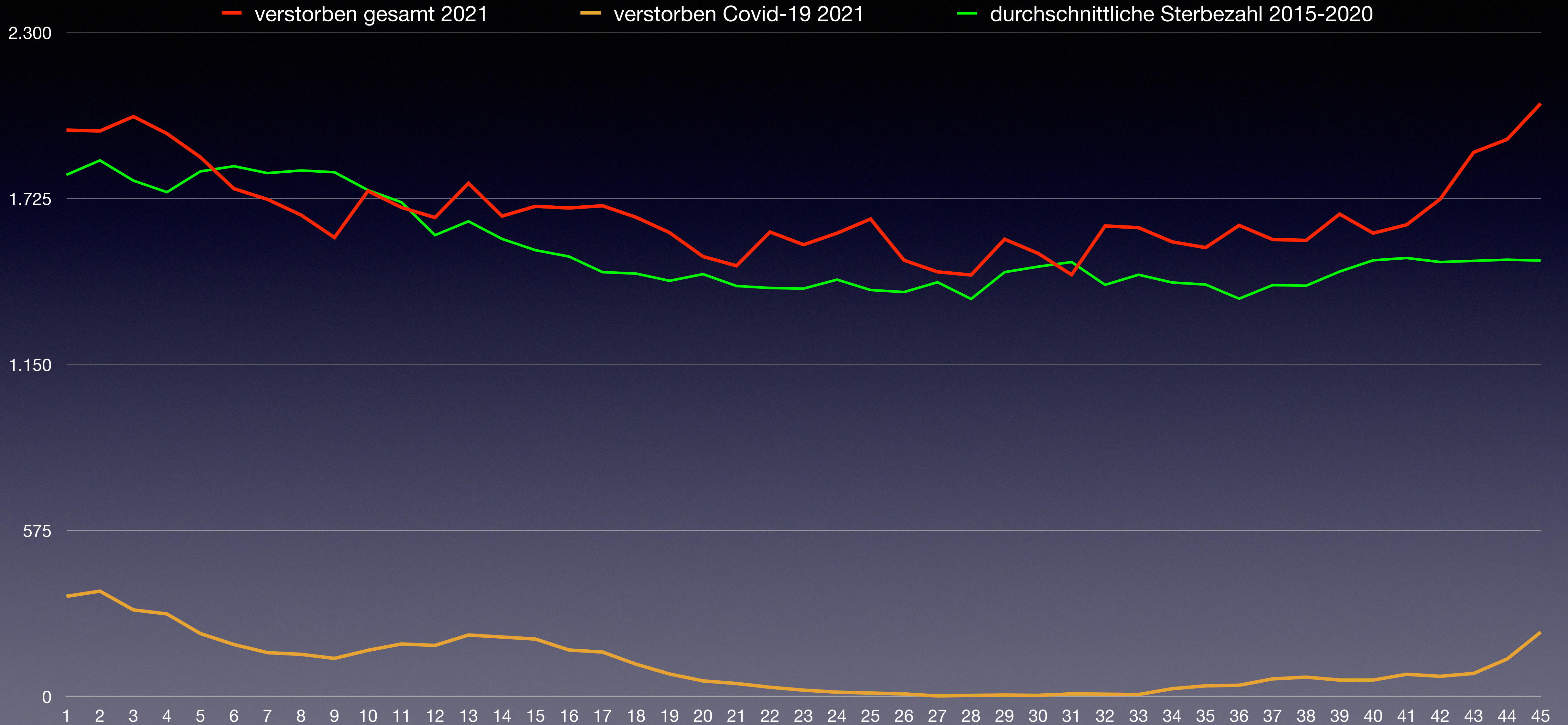
04.01.2021


Statistisches Bundesamt: [Sonderauswertung Sterbefälle 2016–2020](#); [Bevölkerungsstand zum 31.12. des Vorjahres](#),
Verstorben Covid-19: RKI Situationsbericht vom 22.06.2021

14.11.2021

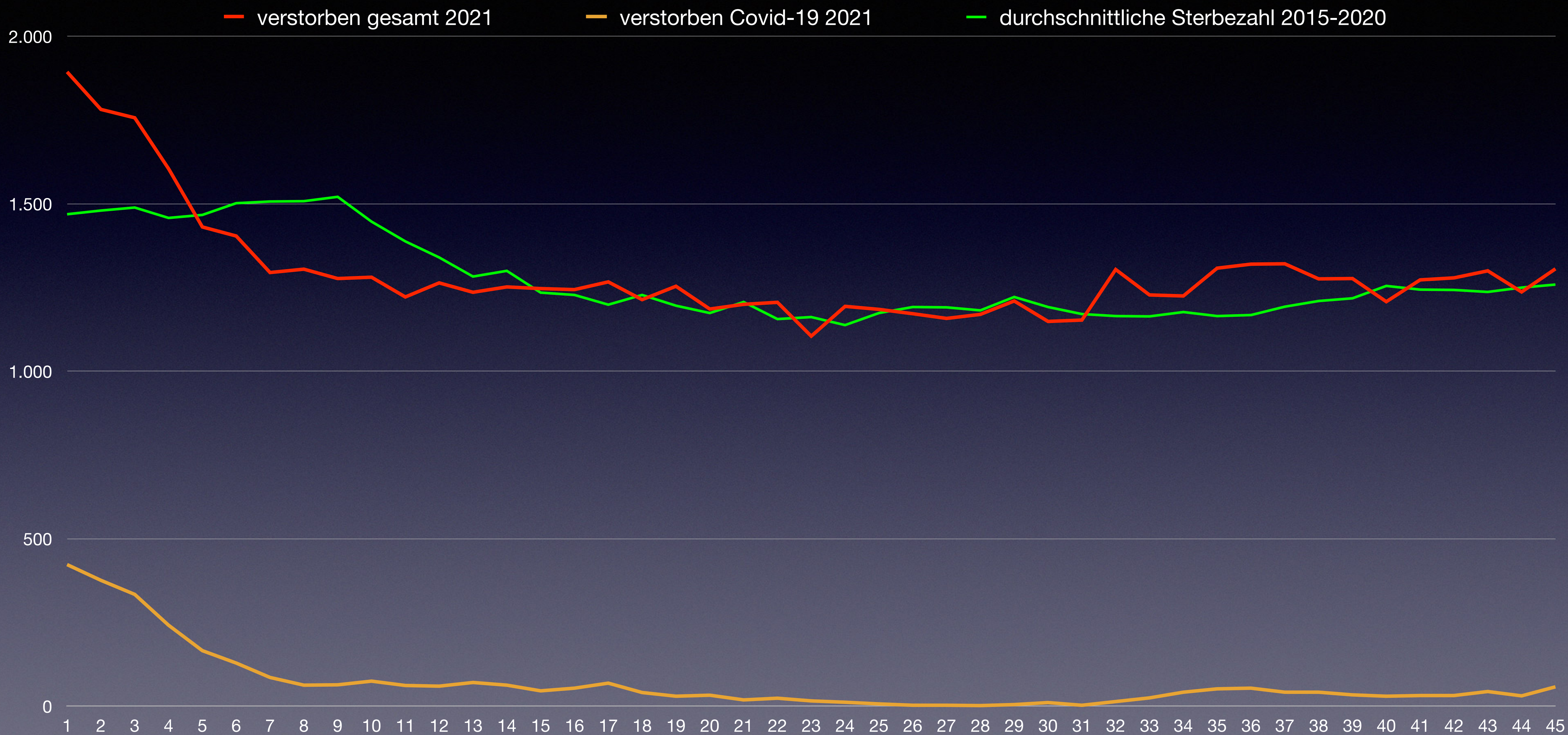


Verlauf der Sterbekurven und Fallzahlen 2021 in Österreich





Verlauf der Sterbekurven und Fallzahlen 2021 in der Schweiz



04.01.2021

BAG - [Covid-19 Schweiz \(.csv Datei\)](#)

BFS - [Todesfälle nach Altersklasse, Woche und Kanton](#)

17.10.2021

Wöchentliche Sterbezahlen 2021 in Deutschland



| Bevölkerung | 83.155.031 | 24.818.004 | 5.581.088 | 5.290.876 | 5.034.888 | 5.035.860 | 6.487.224 | 6.817.318 | 5.818.137 | 4.899.104 | 3.968.070 | 3.468.028 | 3.430.502 | 1.670.456 | 680.598 | 154.878 |
|-------------|------------|------------|-----------|-----------|-----------|-----------|-----------|-----------|-----------|-----------|-----------|-----------|-----------|-----------|---------|---------|
| KW | insgesamt | 0-30 | 30-35 | 35-40 | 40-45 | 45-50 | 50-55 | 55-60 | 60-65 | 65-70 | 70-75 | 75-80 | 80-85 | 85-90 | 90-95 | 95+ |
| 1 | 24.833 | 119 | 50 | 72 | 119 | 184 | 443 | 798 | 1.202 | 1.502 | 1.899 | 2.849 | 5.158 | 4.959 | 3.888 | 1.591 |
| 2 | 24.495 | 124 | 51 | 77 | 126 | 249 | 431 | 807 | 1.167 | 1.540 | 1.924 | 2.835 | 5.081 | 4.792 | 3.768 | 1.523 |
| 3 | 24.066 | 130 | 56 | 72 | 117 | 218 | 443 | 768 | 1.131 | 1.536 | 1.905 | 2.780 | 4.947 | 4.843 | 3.607 | 1.513 |
| 4 | 22.635 | 147 | 58 | 71 | 119 | 173 | 455 | 768 | 1.045 | 1.495 | 1.863 | 2.570 | 4.667 | 4.378 | 3.401 | 1.425 |
| 5 | 21.723 | 136 | 60 | 82 | 125 | 187 | 459 | 763 | 1.092 | 1.468 | 1.751 | 2.548 | 4.302 | 4.165 | 3.189 | 1.396 |
| 6 | 20.918 | 109 | 46 | 68 | 115 | 202 | 423 | 738 | 1.110 | 1.450 | 1.694 | 2.452 | 4.245 | 4.055 | 2.944 | 1.267 |
| 7 | 20.461 | 115 | 37 | 70 | 119 | 205 | 415 | 753 | 1.075 | 1.392 | 1.717 | 2.400 | 4.150 | 3.814 | 2.973 | 1.226 |
| 8 | 18.942 | 138 | 41 | 78 | 113 | 176 | 406 | 653 | 1.014 | 1.338 | 1.605 | 2.358 | 3.805 | 3.556 | 2.584 | 1.077 |
| 9 | 18.427 | 157 | 39 | 100 | 130 | 194 | 386 | 728 | 941 | 1.308 | 1.583 | 2.170 | 3.798 | 3.379 | 2.448 | 1.066 |
| 10 | 18.593 | 111 | 68 | 81 | 114 | 180 | 406 | 691 | 1.049 | 1.321 | 1.629 | 2.190 | 3.650 | 3.487 | 2.585 | 1.031 |
| 11 | 18.319 | 149 | 55 | 79 | 104 | 205 | 372 | 670 | 921 | 1.327 | 1.621 | 2.139 | 3.734 | 3.323 | 2.533 | 1.087 |
| 12 | 18.372 | 109 | 54 | 67 | 121 | 191 | 399 | 701 | 1.014 | 1.327 | 1.609 | 2.253 | 3.498 | 3.421 | 2.582 | 1.026 |
| 13 | 18.483 | 136 | 53 | 83 | 124 | 199 | 416 | 715 | 1.021 | 1.293 | 1.623 | 2.274 | 3.687 | 3.410 | 2.449 | 1.000 |
| 14 | 18.806 | 131 | 47 | 86 | 119 | 196 | 426 | 737 | 989 | 1.401 | 1.689 | 2.156 | 3.765 | 3.456 | 2.581 | 1.027 |
| 15 | 19.050 | 144 | 59 | 70 | 112 | 198 | 407 | 817 | 1.041 | 1.375 | 1.774 | 2.291 | 3.726 | 3.449 | 2.536 | 1.051 |
| 16 | 19.213 | 153 | 53 | 81 | 129 | 189 | 473 | 757 | 1.085 | 1.473 | 1.737 | 2.315 | 3.667 | 3.490 | 2.531 | 1.080 |
| 17 | 19.482 | 119 | 57 | 80 | 132 | 186 | 485 | 776 | 1.131 | 1.434 | 1.733 | 2.365 | 3.904 | 3.487 | 2.499 | 1.094 |
| 18 | 19.294 | 149 | 53 | 97 | 152 | 210 | 440 | 781 | 1.114 | 1.416 | 1.780 | 2.267 | 3.746 | 3.558 | 2.474 | 1.057 |
| 19 | 18.574 | 131 | 42 | 99 | 122 | 198 | 389 | 700 | 1.002 | 1.394 | 1.728 | 2.160 | 3.699 | 3.360 | 2.503 | 1.047 |
| 20 | 17.769 | 155 | 56 | 80 | 120 | 194 | 399 | 739 | 1.010 | 1.345 | 1.698 | 2.023 | 3.462 | 3.218 | 2.300 | 970 |
| 21 | 17.131 | 145 | 48 | 76 | 96 | 183 | 377 | 695 | 977 | 1.282 | 1.571 | 1.965 | 3.279 | 3.086 | 2.364 | 987 |
| 22 | 18.132 | 155 | 45 | 87 | 117 | 172 | 384 | 731 | 1.002 | 1.396 | 1.558 | 2.024 | 3.503 | 3.365 | 2.535 | 1.058 |
| 23 | 17.384 | 152 | 38 | 80 | 116 | 182 | 388 | 743 | 974 | 1.257 | 1.549 | 2.001 | 3.468 | 3.117 | 2.344 | 975 |
| 24 | 19.015 | 166 | 45 | 84 | 128 | 190 | 408 | 733 | 1.062 | 1.323 | 1.690 | 2.151 | 3.708 | 3.552 | 2.608 | 1.167 |
| 25 | 17.147 | 164 | 57 | 85 | 114 | 200 | 346 | 653 | 1.000 | 1.235 | 1.449 | 1.956 | 3.346 | 3.165 | 2.407 | 970 |
| 26 | 16.943 | 152 | 48 | 75 | 102 | 164 | 388 | 716 | 965 | 1.210 | 1.509 | 1.849 | 3.386 | 3.127 | 2.255 | 997 |
| 27 | 16.916 | 146 | 57 | 55 | 100 | 188 | 359 | 680 | 954 | 1.239 | 1.565 | 1.879 | 3.297 | 3.098 | 2.284 | 1.015 |
| 28 | 17.584 | 138 | 64 | 87 | 126 | 194 | 366 | 697 | 990 | 1.339 | 1.554 | 2.019 | 3.340 | 3.205 | 2.398 | 1.067 |
| 29 | 17.535 | 152 | 52 | 63 | 101 | 202 | 375 | 677 | 985 | 1.277 | 1.551 | 1.923 | 3.403 | 3.268 | 2.432 | 1.074 |
| 30 | 17.161 | 140 | 51 | 66 | 108 | 193 | 345 | 673 | 946 | 1.185 | 1.576 | 1.972 | 3.466 | 3.164 | 2.262 | 1.014 |
| 31 | 16.945 | 149 | 48 | 82 | 91 | 166 | 389 | 696 | 939 | 1.229 | 1.501 | 1.882 | 3.220 | 3.232 | 2.297 | 1.024 |
| 32 | 17.481 | 138 | 58 | 92 | 111 | 170 | 372 | 683 | 923 | 1.208 | 1.562 | 1.933 | 3.303 | 3.249 | 2.550 | 1.129 |
| 33 | 17.375 | 136 | 63 | 80 | 125 | 193 | 365 | 669 | 919 | 1.265 | 1.480 | 1.963 | 3.374 | 3.280 | 2.406 | 1.057 |
| 34 | 17.075 | 143 | 38 | 69 | 102 | 163 | 361 | 665 | 993 | 1.184 | 1.519 | 1.909 | 3.389 | 3.222 | 2.319 | 999 |
| 35 | 17.231 | 137 | 55 | 95 | 103 | 180 | 376 | 673 | 1.005 | 1.198 | 1.488 | 1.924 | 3.382 | 3.215 | 2.371 | 1.029 |
| 36 | 18.697 | 153 | 58 | 76 | 105 | 204 | 374 | 692 | 975 | 1.337 | 1.635 | 2.052 | 3.714 | 3.525 | 2.649 | 1.148 |
| 37 | 17.873 | 142 | 57 | 99 | 108 | 176 | 382 | 631 | 953 | 1.222 | 1.552 | 1.983 | 3.550 | 3.444 | 2.496 | 1.078 |
| 38 | 17.944 | 153 | 49 | 81 | 132 | 179 | 386 | 690 | 1.010 | 1.286 | 1.589 | 1.939 | 3.508 | 3.354 | 2.501 | 1.087 |
| 39 | 17.909 | 141 | 45 | 86 | 113 | 159 | 347 | 678 | 968 | 1.275 | 1.650 | 1.939 | 3.541 | 3.444 | 2.484 | 1.039 |
| 40 | 17.963 | 144 | 49 | 79 | 89 | 176 | 396 | 712 | 1.001 | 1.293 | 1.545 | 1.876 | 3.636 | 3.382 | 2.570 | 1.015 |
| 41 | 18.658 | 121 | 52 | 73 | 120 | 181 | 402 | 709 | 1.020 | 1.283 | 1.614 | 2.019 | 3.697 | 3.586 | 2.673 | 1.108 |
| 42 | 19.463 | 152 | 60 | 92 | 120 | 162 | 378 | 731 | 1.051 | 1.353 | 1.712 | 2.100 | 3.860 | 3.755 | 2.720 | 1.217 |
| 43 | 19.767 | 151 | 50 | 78 | 99 | 192 | 376 | 741 | 987 | 1.308 | 1.742 | 2.091 | 4.051 | 3.775 | 2.890 | 1.236 |
| 44 | 19.874 | 114 | 51 | 42 | 95 | 177 | 386 | 710 | 1.020 | 1.385 | 1.664 | 2.151 | 3.983 | 3.909 | 2.895 | 1.292 |
| 45 | 20.675 | 99 | 33 | 72 | 131 | 205 | 384 | 759 | 1.057 | 1.441 | 1.671 | 2.272 | 4.104 | 4.157 | 2.990 | 1.300 |
| 46 | | | | | | | | | | | | | | | | |
| 47 | | | | | | | | | | | | | | | | |
| 48 | | | | | | | | | | | | | | | | |
| 49 | | | | | | | | | | | | | | | | |
| 50 | | | | | | | | | | | | | | | | |
| 51 | | | | | | | | | | | | | | | | |
| 52 | | | | | | | | | | | | | | | | |
| Summe | 852.333 | 6.245 | 2.306 | 3.547 | 5.184 | 8.485 | 17.883 | 32.297 | 45.830 | 60.145 | 74.058 | 97.167 | 169.199 | 160.276 | 119.075 | 50.636 |

Summe 852.333

Wöchentliche Sterbezahlen 2021 in Deutschland



| Bevölkerung | 83.155.031 | 24.818.004 | 5.581.088 | 5.290.876 | 5.034.888 | 5.035.860 | 6.487.224 | 6.817.318 | 5.818.137 | 4.899.104 | 3.968.070 | 3.468.028 | 3.430.502 | 1.670.456 | 680.598 | 154.878 |
|--------------|----------------|--------------|--------------|--------------|--------------|--------------|---------------|---------------|---------------|---------------|---------------|---------------|----------------|----------------|----------------|---------------|
| KW | insgesamt | 0-30 | 30-35 | 35-40 | 40-45 | 45-50 | 50-55 | 55-60 | 60-65 | 65-70 | 70-75 | 75-80 | 80-85 | 85-90 | 90-95 | 95+ |
| 1 | 24.833 | 119 | 50 | 72 | 119 | 184 | 443 | 798 | 1.202 | 1.502 | 1.899 | 2.849 | 5.158 | 4.959 | 3.888 | 1.591 |
| 2 | 24.495 | 124 | 51 | 77 | 126 | 249 | 431 | 807 | 1.167 | 1.540 | 1.924 | 2.835 | 5.081 | 4.792 | 3.768 | 1.523 |
| 3 | 24.066 | 130 | 56 | 72 | 117 | 218 | 443 | 768 | 1.131 | 1.536 | 1.905 | 2.780 | 4.947 | 4.843 | 3.607 | 1.513 |
| 4 | 22.635 | 147 | 58 | 71 | 119 | 173 | 455 | 768 | 1.045 | 1.495 | 1.863 | 2.570 | 4.667 | 4.378 | 3.401 | 1.425 |
| 5 | 21.723 | 136 | 60 | 82 | 125 | 187 | 459 | 763 | 1.092 | 1.468 | 1.751 | 2.548 | 4.302 | 4.165 | 3.189 | 1.396 |
| 6 | 20.918 | 109 | 46 | 68 | 115 | 202 | 423 | 738 | 1.110 | 1.450 | 1.694 | 2.452 | 4.245 | 4.055 | 2.944 | 1.267 |
| 7 | 20.461 | 115 | 37 | 70 | 119 | 205 | 415 | 753 | 1.075 | 1.392 | 1.717 | 2.400 | 4.150 | 3.814 | 2.973 | 1.226 |
| 8 | 18.942 | 138 | 41 | 78 | 113 | 176 | 406 | 653 | 1.014 | 1.338 | 1.605 | 2.358 | 3.805 | 3.556 | 2.584 | 1.077 |
| 9 | 18.427 | 157 | 39 | 100 | 130 | 194 | 386 | 728 | 941 | 1.308 | 1.583 | 2.170 | 3.798 | 3.379 | 2.448 | 1.066 |
| 10 | 18.593 | 111 | 68 | 81 | 114 | 180 | 406 | 691 | 1.049 | 1.321 | 1.629 | 2.190 | 3.650 | 3.487 | 2.585 | 1.031 |
| 11 | 18.319 | 149 | 55 | 79 | 104 | 205 | 372 | 670 | 921 | 1.327 | 1.621 | 2.139 | 3.734 | 3.323 | 2.533 | 1.087 |
| 12 | 18.372 | 109 | 54 | 67 | 121 | 191 | 399 | 701 | 1.014 | 1.327 | 1.609 | 2.253 | 3.498 | 3.421 | 2.582 | 1.026 |
| 13 | 18.483 | 136 | 53 | 83 | 124 | 199 | 416 | 715 | 1.021 | 1.293 | 1.623 | 2.274 | 3.687 | 3.410 | 2.449 | 1.000 |
| 14 | 18.806 | 131 | 47 | 86 | 119 | 196 | 426 | 737 | 989 | 1.401 | 1.689 | 2.156 | 3.765 | 3.456 | 2.581 | 1.027 |
| 15 | 19.050 | 144 | 59 | 70 | 112 | 198 | 407 | 817 | 1.041 | 1.375 | 1.774 | 2.291 | 3.726 | 3.449 | 2.536 | 1.051 |
| 16 | 19.213 | 153 | 53 | 81 | 129 | 189 | 473 | 757 | 1.085 | 1.473 | 1.737 | 2.315 | 3.667 | 3.490 | 2.531 | 1.080 |
| 17 | 19.482 | 119 | 57 | 80 | 132 | 186 | 485 | 776 | 1.131 | 1.434 | 1.733 | 2.365 | 3.904 | 3.487 | 2.499 | 1.094 |
| 18 | 19.294 | 149 | 53 | 97 | 152 | 210 | 440 | 781 | 1.114 | 1.416 | 1.780 | 2.267 | 3.746 | 3.558 | 2.474 | 1.057 |
| 19 | 18.574 | 131 | 42 | 99 | 122 | 198 | 389 | 700 | 1.002 | 1.394 | 1.728 | 2.160 | 3.699 | 3.360 | 2.503 | 1.047 |
| 20 | 17.769 | 155 | 56 | 80 | 120 | 194 | 399 | 739 | 1.010 | 1.345 | 1.698 | 2.023 | 3.462 | 3.218 | 2.300 | 970 |
| 21 | 17.131 | 145 | 48 | 76 | 96 | 183 | 377 | 695 | 977 | 1.282 | 1.571 | 1.965 | 3.279 | 3.086 | 2.364 | 987 |
| 22 | 18.132 | 155 | 45 | 87 | 117 | 172 | 384 | 731 | 1.002 | 1.396 | 1.558 | 2.024 | 3.503 | 3.365 | 2.535 | 1.058 |
| 23 | 17.384 | 152 | 38 | 80 | 116 | 182 | 388 | 743 | 974 | 1.257 | 1.549 | 2.001 | 3.468 | 3.117 | 2.344 | 975 |
| 24 | 19.015 | 166 | 45 | 84 | 128 | 190 | 408 | 733 | 1.062 | 1.323 | 1.690 | 2.151 | 3.708 | 3.552 | 2.608 | 1.167 |
| 25 | 17.147 | 164 | 57 | 85 | 114 | 200 | 346 | 653 | 1.000 | 1.235 | 1.449 | 1.956 | 3.346 | 3.165 | 2.407 | 970 |
| 26 | 16.943 | 152 | 48 | 75 | 102 | 164 | 388 | 716 | 965 | 1.210 | 1.509 | 1.849 | 3.386 | 3.127 | 2.255 | 997 |
| 27 | 16.916 | 146 | 57 | 55 | 100 | 188 | 359 | 680 | 954 | 1.239 | 1.565 | 1.879 | 3.297 | 3.098 | 2.284 | 1.015 |
| 28 | 17.584 | 138 | 64 | 87 | 126 | 194 | 366 | 697 | 990 | 1.339 | 1.554 | 2.019 | 3.340 | 3.205 | 2.398 | 1.067 |
| 29 | 17.535 | 152 | 52 | 63 | 101 | 202 | 375 | 677 | 985 | 1.277 | 1.551 | 1.923 | 3.403 | 3.268 | 2.432 | 1.074 |
| 30 | 17.161 | 140 | 51 | 66 | 108 | 193 | 345 | 673 | 946 | 1.185 | 1.576 | 1.972 | 3.466 | 3.164 | 2.262 | 1.014 |
| 31 | 16.945 | 149 | 48 | 82 | 91 | 166 | 389 | 696 | 939 | 1.229 | 1.501 | 1.882 | 3.220 | 3.232 | 2.297 | 1.024 |
| 32 | 17.481 | 138 | 58 | 92 | 111 | 170 | 372 | 683 | 923 | 1.208 | 1.562 | 1.933 | 3.303 | 3.249 | 2.550 | 1.129 |
| 33 | 17.375 | 136 | 63 | 80 | 125 | 193 | 365 | 669 | 919 | 1.265 | 1.480 | 1.963 | 3.374 | 3.280 | 2.406 | 1.057 |
| 34 | 17.075 | 143 | 38 | 69 | 102 | 163 | 361 | 665 | 993 | 1.184 | 1.519 | 1.909 | 3.389 | 3.222 | 2.319 | 999 |
| 35 | 17.231 | 137 | 55 | 95 | 103 | 180 | 376 | 673 | 1.005 | 1.198 | 1.488 | 1.924 | 3.382 | 3.215 | 2.371 | 1.029 |
| 36 | 18.697 | 153 | 58 | 76 | 105 | 204 | 374 | 692 | 975 | 1.337 | 1.635 | 2.052 | 3.714 | 3.525 | 2.649 | 1.148 |
| 37 | 17.873 | 142 | 57 | 99 | 108 | 176 | 382 | 631 | 953 | 1.222 | 1.552 | 1.983 | 3.550 | 3.444 | 2.496 | 1.078 |
| 38 | 17.944 | 153 | 49 | 81 | 132 | 179 | 386 | 690 | 1.010 | 1.286 | 1.589 | 1.939 | 3.508 | 3.354 | 2.501 | 1.087 |
| 39 | 17.909 | 141 | 45 | 86 | 113 | 159 | 347 | 678 | 968 | 1.275 | 1.650 | 1.939 | 3.541 | 3.444 | 2.484 | 1.039 |
| 40 | 17.963 | 144 | 49 | 79 | 89 | 176 | 396 | 712 | 1.001 | 1.293 | 1.545 | 1.876 | 3.636 | 3.382 | 2.570 | 1.015 |
| 41 | 18.658 | 121 | 52 | 73 | 120 | 181 | 402 | 709 | 1.020 | 1.283 | 1.614 | 2.019 | 3.697 | 3.586 | 2.673 | 1.108 |
| 42 | 19.463 | 152 | 60 | 92 | 120 | 162 | 378 | 731 | 1.051 | 1.353 | 1.712 | 2.100 | 3.860 | 3.755 | 2.720 | 1.217 |
| 43 | 19.767 | 151 | 50 | 78 | 99 | 192 | 376 | 741 | 987 | 1.308 | 1.742 | 2.091 | 4.051 | 3.775 | 2.890 | 1.236 |
| 44 | 19.874 | 114 | 51 | 42 | 95 | 177 | 386 | 710 | 1.020 | 1.385 | 1.664 | 2.151 | 3.983 | 3.909 | 2.895 | 1.292 |
| 45 | 20.675 | 99 | 33 | 72 | 131 | 205 | 384 | 759 | 1.057 | 1.441 | 1.671 | 2.272 | 4.104 | 4.157 | 2.990 | 1.300 |
| 46 | 20.675 | | | | | | | | | | | | | | | |
| 47 | 20.675 | | | | | | | | | | | | | | | |
| 48 | 20.675 | | | | | | | | | | | | | | | |
| 49 | 20.675 | | | | | | | | | | | | | | | |
| 50 | 20.675 | | | | | | | | | | | | | | | |
| 51 | 20.675 | | | | | | | | | | | | | | | |
| 52 | 20.675 | | | | | | | | | | | | | | | |
| Summe | 997.058 | 6.245 | 2.306 | 3.547 | 5.184 | 8.485 | 17.883 | 32.297 | 45.830 | 60.145 | 74.058 | 97.167 | 169.199 | 160.276 | 119.075 | 50.636 |

Summe 997.058

Quelle:
DeStatis



Wöchentliche Sterbezahlen 2021 in Deutschland

| Bevölkerung | 83.155.031 | 24.818.004 | 5.581.088 | 5.290.876 | 5.034.888 | 5.035.860 | 6.487.224 | 6.817.318 | 5.818.137 | 4.899.104 | 3.968.070 | 3.468.028 | 3.430.502 | 1.670.456 | 680.598 | 154.878 |
|--------------|------------------|--------------|--------------|--------------|--------------|--------------|---------------|---------------|---------------|---------------|---------------|---------------|----------------|----------------|----------------|---------------|
| KW | insgesamt | 0-30 | 30-35 | 35-40 | 40-45 | 45-50 | 50-55 | 55-60 | 60-65 | 65-70 | 70-75 | 75-80 | 80-85 | 85-90 | 90-95 | 95+ |
| 1 | 24.833 | 119 | 50 | 72 | 119 | 184 | 443 | 798 | 1.202 | 1.502 | 1.899 | 2.849 | 5.158 | 4.959 | 3.888 | 1.591 |
| 2 | 24.495 | 124 | 51 | 77 | 126 | 249 | 431 | 807 | 1.167 | 1.540 | 1.924 | 2.835 | 5.081 | 4.792 | 3.768 | 1.523 |
| 3 | 24.066 | 130 | 56 | 72 | 117 | 218 | 443 | 768 | 1.131 | 1.536 | 1.905 | 2.780 | 4.947 | 4.843 | 3.607 | 1.513 |
| 4 | 22.635 | 147 | 58 | 71 | 119 | 173 | 455 | 768 | 1.045 | 1.495 | 1.863 | 2.570 | 4.667 | 4.378 | 3.401 | 1.425 |
| 5 | 21.723 | 136 | 60 | 82 | 125 | 187 | 459 | 763 | 1.092 | 1.468 | 1.751 | 2.548 | 4.302 | 4.165 | 3.189 | 1.396 |
| 6 | 20.918 | 109 | 46 | 68 | 115 | 202 | 423 | 738 | 1.110 | 1.450 | 1.694 | 2.452 | 4.245 | 4.055 | 2.944 | 1.267 |
| 7 | 20.461 | 115 | 37 | 70 | 119 | 205 | 415 | 753 | 1.075 | 1.392 | 1.717 | 2.400 | 4.150 | 3.814 | 2.973 | 1.226 |
| 8 | 18.942 | 138 | 41 | 78 | 113 | 176 | 406 | 653 | 1.014 | 1.338 | 1.605 | 2.358 | 3.805 | 3.556 | 2.584 | 1.077 |
| 9 | 18.427 | 157 | 39 | 100 | 130 | 194 | 386 | 728 | 941 | 1.308 | 1.583 | 2.170 | 3.798 | 3.379 | 2.448 | 1.066 |
| 10 | 18.593 | 111 | 68 | 81 | 114 | 180 | 406 | 691 | 1.049 | 1.321 | 1.629 | 2.190 | 3.650 | 3.487 | 2.585 | 1.031 |
| 11 | 18.319 | 149 | 55 | 79 | 104 | 205 | 372 | 670 | 921 | 1.327 | 1.621 | 2.139 | 3.734 | 3.323 | 2.533 | 1.087 |
| 12 | 18.372 | 109 | 54 | 67 | 121 | 191 | 399 | 701 | 1.014 | 1.327 | 1.609 | 2.253 | 3.498 | 3.421 | 2.582 | 1.026 |
| 13 | 18.483 | 136 | 53 | 83 | 124 | 199 | 416 | 715 | 1.021 | 1.293 | 1.623 | 2.274 | 3.687 | 3.410 | 2.449 | 1.000 |
| 14 | 18.806 | 131 | 47 | 86 | 119 | 196 | 426 | 737 | 989 | 1.401 | 1.689 | 2.156 | 3.765 | 3.456 | 2.581 | 1.027 |
| 15 | 19.050 | 144 | 59 | 70 | 112 | 198 | 407 | 817 | 1.041 | 1.375 | 1.774 | 2.291 | 3.726 | 3.449 | 2.536 | 1.051 |
| 16 | 19.213 | 153 | 53 | 81 | 129 | 189 | 473 | 757 | 1.085 | 1.473 | 1.737 | 2.315 | 3.667 | 3.490 | 2.531 | 1.080 |
| 17 | 19.482 | 119 | 57 | 80 | 132 | 186 | 485 | 776 | 1.131 | 1.434 | 1.733 | 2.365 | 3.904 | 3.487 | 2.499 | 1.094 |
| 18 | 19.294 | 149 | 53 | 97 | 152 | 210 | 440 | 781 | 1.114 | 1.416 | 1.780 | 2.267 | 3.746 | 3.558 | 2.474 | 1.057 |
| 19 | 18.574 | 131 | 42 | 99 | 122 | 198 | 389 | 700 | 1.002 | 1.394 | 1.728 | 2.160 | 3.699 | 3.360 | 2.503 | 1.047 |
| 20 | 17.769 | 155 | 56 | 80 | 120 | 194 | 399 | 739 | 1.010 | 1.345 | 1.698 | 2.023 | 3.462 | 3.218 | 2.300 | 970 |
| 21 | 17.131 | 145 | 48 | 76 | 96 | 183 | 377 | 695 | 977 | 1.282 | 1.571 | 1.965 | 3.279 | 3.086 | 2.364 | 987 |
| 22 | 18.132 | 155 | 45 | 87 | 117 | 172 | 384 | 731 | 1.002 | 1.396 | 1.558 | 2.024 | 3.503 | 3.365 | 2.535 | 1.058 |
| 23 | 17.384 | 152 | 38 | 80 | 116 | 182 | 388 | 743 | 974 | 1.257 | 1.549 | 2.001 | 3.468 | 3.117 | 2.344 | 975 |
| 24 | 19.015 | 166 | 45 | 84 | 128 | 190 | 408 | 733 | 1.062 | 1.323 | 1.690 | 2.151 | 3.708 | 3.552 | 2.608 | 1.167 |
| 25 | 17.147 | 164 | 57 | 85 | 114 | 200 | 346 | 653 | 1.000 | 1.235 | 1.449 | 1.956 | 3.346 | 3.165 | 2.407 | 970 |
| 26 | 16.943 | 152 | 48 | 75 | 102 | 164 | 388 | 716 | 965 | 1.210 | 1.509 | 1.849 | 3.386 | 3.127 | 2.255 | 997 |
| 27 | 16.916 | 146 | 57 | 55 | 100 | 188 | 359 | 680 | 954 | 1.239 | 1.565 | 1.879 | 3.297 | 3.098 | 2.284 | 1.015 |
| 28 | 17.584 | 138 | 64 | 87 | 126 | 194 | 366 | 697 | 990 | 1.339 | 1.554 | 2.019 | 3.340 | 3.205 | 2.398 | 1.067 |
| 29 | 17.535 | 152 | 52 | 63 | 101 | 202 | 375 | 677 | 985 | 1.277 | 1.551 | 1.923 | 3.403 | 3.268 | 2.432 | 1.074 |
| 30 | 17.161 | 140 | 51 | 66 | 108 | 193 | 345 | 673 | 946 | 1.185 | 1.576 | 1.972 | 3.466 | 3.164 | 2.262 | 1.014 |
| 31 | 16.945 | 149 | 48 | 82 | 91 | 166 | 389 | 696 | 939 | 1.229 | 1.501 | 1.882 | 3.220 | 3.232 | 2.297 | 1.024 |
| 32 | 17.481 | 138 | 58 | 92 | 111 | 170 | 372 | 683 | 923 | 1.208 | 1.562 | 1.933 | 3.303 | 3.249 | 2.550 | 1.129 |
| 33 | 17.375 | 136 | 63 | 80 | 125 | 193 | 365 | 669 | 919 | 1.265 | 1.480 | 1.963 | 3.374 | 3.280 | 2.406 | 1.057 |
| 34 | 17.075 | 143 | 38 | 69 | 102 | 163 | 361 | 665 | 993 | 1.184 | 1.519 | 1.909 | 3.389 | 3.222 | 2.319 | 999 |
| 35 | 17.231 | 137 | 55 | 95 | 103 | 180 | 376 | 673 | 1.005 | 1.198 | 1.488 | 1.924 | 3.382 | 3.215 | 2.371 | 1.029 |
| 36 | 18.697 | 153 | 58 | 76 | 105 | 204 | 374 | 692 | 975 | 1.337 | 1.635 | 2.052 | 3.714 | 3.525 | 2.649 | 1.148 |
| 37 | 17.873 | 142 | 57 | 99 | 108 | 176 | 382 | 631 | 953 | 1.222 | 1.552 | 1.983 | 3.550 | 3.444 | 2.496 | 1.078 |
| 38 | 17.944 | 153 | 49 | 81 | 132 | 179 | 386 | 690 | 1.010 | 1.286 | 1.589 | 1.939 | 3.508 | 3.354 | 2.501 | 1.087 |
| 39 | 17.909 | 141 | 45 | 86 | 113 | 159 | 347 | 678 | 968 | 1.275 | 1.650 | 1.939 | 3.541 | 3.444 | 2.484 | 1.039 |
| 40 | 17.963 | 144 | 49 | 79 | 89 | 176 | 396 | 712 | 1.001 | 1.293 | 1.545 | 1.876 | 3.636 | 3.382 | 2.570 | 1.015 |
| 41 | 18.658 | 121 | 52 | 73 | 120 | 181 | 402 | 709 | 1.020 | 1.283 | 1.614 | 2.019 | 3.697 | 3.586 | 2.673 | 1.108 |
| 42 | 19.463 | 152 | 60 | 92 | 120 | 162 | 378 | 731 | 1.051 | 1.353 | 1.712 | 2.100 | 3.860 | 3.755 | 2.720 | 1.217 |
| 43 | 19.767 | 151 | 50 | 78 | 99 | 192 | 376 | 741 | 987 | 1.308 | 1.742 | 2.091 | 4.051 | 3.775 | 2.890 | 1.236 |
| 44 | 19.874 | 114 | 51 | 42 | 95 | 177 | 386 | 710 | 1.020 | 1.385 | 1.664 | 2.151 | 3.983 | 3.909 | 2.895 | 1.292 |
| 45 | 20.675 | 99 | 33 | 72 | 131 | 205 | 384 | 759 | 1.057 | 1.441 | 1.671 | 2.272 | 4.104 | 4.157 | 2.990 | 1.300 |
| 46 | 19.727 | | | | | | | | | | | | | | | |
| 47 | 20.182 | | | | | | | | | | | | | | | |
| 48 | 21.304 | | | | | | | | | | | | | | | |
| 49 | 22.604 | | | | | | | | | | | | | | | |
| 50 | 24.003 | | | | | | | | | | | | | | | |
| 51 | 24.724 | | | | | | | | | | | | | | | |
| 52 | 25.554 | | | | | | | | | | | | | | | |
| Summe | 1.010.431 | 6.245 | 2.306 | 3.547 | 5.184 | 8.485 | 17.883 | 32.297 | 45.830 | 60.145 | 74.058 | 97.167 | 169.199 | 160.276 | 119.075 | 50.636 |

Summe 1.010.431



Wöchentliche Sterbezahlen 2021 in Deutschland

| Bevölkerung | 83.155.031 | 24.818.004 | 5.581.088 | 5.290.876 | 5.034.888 | 5.035.860 | 6.487.224 | 6.817.318 | 5.818.137 | 4.899.104 | 3.968.070 | 3.468.028 | 3.430.502 | 1.670.456 | 680.598 | 154.878 |
|--------------|----------------|------------|------------|------------|------------|--------------|--------------|--------------|--------------|--------------|--------------|---------------|---------------|---------------|---------------|--------------|
| KW | insgesamt | 0-30 | 30-35 | 35-40 | 40-45 | 45-50 | 50-55 | 55-60 | 60-65 | 65-70 | 70-75 | 75-80 | 80-85 | 85-90 | 90-95 | 95+ |
| 40 | 17.963 | 144 | 49 | 79 | 89 | 176 | 396 | 712 | 1.001 | 1.293 | 1.545 | 1.876 | 3.636 | 3.382 | 2.570 | 1.015 |
| 41 | 18.658 | 121 | 52 | 73 | 120 | 181 | 402 | 709 | 1.020 | 1.283 | 1.614 | 2.019 | 3.697 | 3.586 | 2.673 | 1.108 |
| 42 | 19.463 | 152 | 60 | 92 | 120 | 162 | 378 | 731 | 1.051 | 1.353 | 1.712 | 2.100 | 3.860 | 3.755 | 2.720 | 1.217 |
| 43 | 19.767 | 151 | 50 | 78 | 99 | 192 | 376 | 741 | 987 | 1.308 | 1.742 | 2.091 | 4.051 | 3.775 | 2.890 | 1.236 |
| 44 | 19.874 | 114 | 51 | 42 | 95 | 177 | 386 | 710 | 1.020 | 1.385 | 1.664 | 2.151 | 3.983 | 3.909 | 2.895 | 1.292 |
| 45 | 20.675 | 99 | 33 | 72 | 131 | 205 | 384 | 759 | 1.057 | 1.441 | 1.671 | 2.272 | 4.104 | 4.157 | 2.990 | 1.300 |
| Summe | 116.400 | 781 | 295 | 436 | 654 | 1.093 | 2.322 | 4.362 | 6.136 | 8.063 | 9.948 | 12.509 | 23.331 | 22.564 | 16.738 | 7.168 |

Veränderung der Einwohnerzahl

Wöchentliche Sterbezahlen 2019 in Deutschland

-621.356 +318.905 +181.451 +41.042 +5.930

| Bevölkerung | 83.019.213 | 25.094.899 | 5.409.029 | 5.237.416 | 4.841.738 | 5.584.519 | 6.875.948 | 6.598.218 | 5.493.914 | 4.808.497 | 3.596.545 | 4.089.384 | 3.111.597 | 1.489.005 | 639.556 | 148.948 |
|--------------|----------------|------------|------------|------------|------------|--------------|--------------|--------------|--------------|--------------|--------------|---------------|---------------|---------------|---------------|--------------|
| KW | insgesamt | 0-30 | 30-35 | 35-40 | 40-45 | 45-50 | 50-55 | 55-60 | 60-65 | 65-70 | 70-75 | 75-80 | 80-85 | 85-90 | 90-95 | 95+ |
| 40 | 16.899 | 160 | 44 | 57 | 103 | 189 | 395 | 605 | 894 | 1.171 | 1.373 | 2.345 | 3.263 | 3.039 | 2.314 | 947 |
| 41 | 17.666 | 126 | 52 | 96 | 94 | 178 | 403 | 689 | 915 | 1.249 | 1.356 | 2.414 | 3.371 | 3.226 | 2.496 | 1.001 |
| 42 | 17.713 | 133 | 44 | 77 | 102 | 212 | 370 | 664 | 932 | 1.183 | 1.422 | 2.411 | 3.442 | 3.190 | 2.445 | 1.086 |
| 43 | 17.327 | 135 | 49 | 80 | 112 | 176 | 370 | 633 | 958 | 1.224 | 1.386 | 2.327 | 3.374 | 3.029 | 2.453 | 1.021 |
| 44 | 17.488 | 135 | 46 | 60 | 112 | 197 | 397 | 686 | 917 | 1.213 | 1.375 | 2.444 | 3.403 | 3.060 | 2.454 | 989 |
| 45 | 17.859 | 147 | 47 | 92 | 95 | 213 | 426 | 674 | 929 | 1.250 | 1.402 | 2.372 | 3.474 | 3.210 | 2.519 | 1.009 |
| Summe | 104.952 | 836 | 282 | 462 | 618 | 1.165 | 2.361 | 3.951 | 5.545 | 7.290 | 8.314 | 14.313 | 20.327 | 18.754 | 14.681 | 6.053 |



Wöchentliche Sterbezahlen 2021 in Deutschland

| Bevölkerung | 3.968.070 | 3.468.028 | 3.430.502 | 1.670.456 | 680.598 | 154.878 |
|-------------|-----------|-----------|-----------|-----------|---------|---------|
| KW | 70-75 | 75-80 | 80-85 | 85-90 | 90-95 | 95+ |
| 40 | 1.545 | 1.876 | 3.636 | 3.382 | 2.570 | 1.015 |

Veränderung der Einwohnerzahl

+371.525 -621.356 +318.905 +181.451 +41.042 +5.930

Wöchentliche Sterbezahlen 2019 in Deutschland

| Bevölkerung | 3.596.545 | 4.089.384 | 3.111.597 | 1.489.005 | 639.556 | 148.948 |
|-------------|-----------|-----------|-----------|-----------|---------|---------|
| KW | 70-75 | 75-80 | 80-85 | 85-90 | 90-95 | 95+ |
| 40 | 1.373 | 2.345 | 3.263 | 3.039 | 2.314 | 947 |

Altersbereinigung: Umrechnung der Sterbezahlen 2019 auf Bevölkerung 2021

$$\frac{947}{148.948} \cdot 154.878 = 985$$

Wöchentliche Sterbezahlen 2019 in Deutschland altersbereinigt → Bevölkerung 2021

| Bevölkerung | 3.968.070 | 3.468.028 | 3.430.502 | 1.670.456 | 680.598 | 154.878 |
|-------------|-----------|-----------|-----------|-----------|---------|---------|
| KW | 70-75 | 75-80 | 80-85 | 85-90 | 90-95 | 95+ |
| 40 | 1.515 | 1.989 | 3.597 | 3.409 | 2.462 | 985 |



Wöchentliche Sterbezahlen 2021 in Deutschland

| Bevölkerung | 83.155.031 | 24.818.004 | 5.581.088 | 5.290.876 | 5.034.888 | 5.035.860 | 6.487.224 | 6.817.318 | 5.818.137 | 4.899.104 | 3.968.070 | 3.468.028 | 3.430.502 | 1.670.456 | 680.598 | 154.878 |
|--------------|----------------|------------|------------|------------|------------|--------------|--------------|--------------|--------------|--------------|--------------|---------------|---------------|---------------|---------------|--------------|
| KW | insgesamt | 0-30 | 30-35 | 35-40 | 40-45 | 45-50 | 50-55 | 55-60 | 60-65 | 65-70 | 70-75 | 75-80 | 80-85 | 85-90 | 90-95 | 95+ |
| 40 | 17.963 | 144 | 49 | 79 | 89 | 176 | 396 | 712 | 1.001 | 1.293 | 1.545 | 1.876 | 3.636 | 3.382 | 2.570 | 1.015 |
| 41 | 18.658 | 121 | 52 | 73 | 120 | 181 | 402 | 709 | 1.020 | 1.283 | 1.614 | 2.019 | 3.697 | 3.586 | 2.673 | 1.108 |
| 42 | 19.463 | 152 | 60 | 92 | 120 | 162 | 378 | 731 | 1.051 | 1.353 | 1.712 | 2.100 | 3.860 | 3.755 | 2.720 | 1.217 |
| 43 | 19.767 | 151 | 50 | 78 | 99 | 192 | 376 | 741 | 987 | 1.308 | 1.742 | 2.091 | 4.051 | 3.775 | 2.890 | 1.236 |
| 44 | 19.874 | 114 | 51 | 42 | 95 | 177 | 386 | 710 | 1.020 | 1.385 | 1.664 | 2.151 | 3.983 | 3.909 | 2.895 | 1.292 |
| 45 | 20.675 | 99 | 33 | 72 | 131 | 205 | 384 | 759 | 1.057 | 1.441 | 1.671 | 2.272 | 4.104 | 4.157 | 2.990 | 1.300 |
| Summe | 116.400 | 781 | 295 | 436 | 654 | 1.093 | 2.322 | 4.362 | 6.136 | 8.063 | 9.948 | 12.509 | 23.331 | 22.564 | 16.738 | 7.168 |

Differenz der absoluten Sterbezahlen: 11.448

Wöchentliche Sterbezahlen 2019 in Deutschland

| Bevölkerung | 83.019.213 | 25.094.899 | 5.409.029 | 5.237.416 | 4.841.738 | 5.584.519 | 6.875.948 | 6.598.218 | 5.493.914 | 4.808.497 | 3.596.545 | 4.089.384 | 3.111.597 | 1.489.005 | 639.556 | 148.948 |
|--------------|----------------|------------|------------|------------|------------|--------------|--------------|--------------|--------------|--------------|--------------|---------------|---------------|---------------|---------------|--------------|
| KW | insgesamt | 0-30 | 30-35 | 35-40 | 40-45 | 45-50 | 50-55 | 55-60 | 60-65 | 65-70 | 70-75 | 75-80 | 80-85 | 85-90 | 90-95 | 95+ |
| 40 | 16.899 | 160 | 44 | 57 | 103 | 189 | 395 | 605 | 894 | 1.171 | 1.373 | 2.345 | 3.263 | 3.039 | 2.314 | 947 |
| 41 | 17.666 | 126 | 52 | 96 | 94 | 178 | 403 | 689 | 915 | 1.249 | 1.356 | 2.414 | 3.371 | 3.226 | 2.496 | 1.001 |
| 42 | 17.713 | 133 | 44 | 77 | 102 | 212 | 370 | 664 | 932 | 1.183 | 1.422 | 2.411 | 3.442 | 3.190 | 2.445 | 1.086 |
| 43 | 17.327 | 135 | 49 | 80 | 112 | 176 | 370 | 633 | 958 | 1.224 | 1.386 | 2.327 | 3.374 | 3.029 | 2.453 | 1.021 |
| 44 | 17.488 | 135 | 46 | 60 | 112 | 197 | 397 | 686 | 917 | 1.213 | 1.375 | 2.444 | 3.403 | 3.060 | 2.454 | 989 |
| 45 | 17.859 | 147 | 47 | 92 | 95 | 213 | 426 | 674 | 929 | 1.250 | 1.402 | 2.372 | 3.474 | 3.210 | 2.519 | 1.009 |
| Summe | 104.952 | 836 | 282 | 462 | 618 | 1.165 | 2.361 | 3.951 | 5.545 | 7.290 | 8.314 | 14.313 | 20.327 | 18.754 | 14.681 | 6.053 |

Wöchentliche Sterbezahlen 2019 in Deutschland altersbereinigt -> Bevölkerung von 2021

| Bevölkerung | 83.155.031 | 24.818.004 | 5.581.088 | 5.290.876 | 5.034.888 | 5.035.860 | 6.487.224 | 6.817.318 | 5.818.137 | 4.899.104 | 3.968.070 | 3.468.028 | 3.430.502 | 1.670.456 | 680.598 | 154.878 |
|--------------|----------------|------------|------------|------------|------------|--------------|--------------|--------------|--------------|--------------|--------------|---------------|---------------|---------------|---------------|--------------|
| KW | insgesamt | 0-30 | 30-35 | 35-40 | 40-45 | 45-50 | 50-55 | 55-60 | 60-65 | 65-70 | 70-75 | 75-80 | 80-85 | 85-90 | 90-95 | 95+ |
| 40 | 17.634 | 158 | 45 | 58 | 107 | 170 | 373 | 625 | 947 | 1.193 | 1.515 | 1.989 | 3.597 | 3.409 | 2.462 | 985 |
| 41 | 18.443 | 125 | 54 | 97 | 98 | 161 | 380 | 712 | 969 | 1.273 | 1.496 | 2.047 | 3.716 | 3.619 | 2.656 | 1.041 |
| 42 | 18.498 | 132 | 45 | 78 | 106 | 191 | 349 | 686 | 987 | 1.205 | 1.569 | 2.045 | 3.795 | 3.579 | 2.602 | 1.129 |
| 43 | 18.097 | 134 | 51 | 81 | 116 | 159 | 349 | 654 | 1.015 | 1.247 | 1.529 | 1.973 | 3.720 | 3.398 | 2.610 | 1.062 |
| 44 | 18.240 | 134 | 47 | 61 | 116 | 178 | 375 | 709 | 971 | 1.236 | 1.517 | 2.073 | 3.752 | 3.433 | 2.611 | 1.028 |
| 45 | 18.653 | 145 | 48 | 93 | 99 | 192 | 402 | 696 | 984 | 1.274 | 1.547 | 2.012 | 3.830 | 3.601 | 2.681 | 1.049 |
| Summe | 109.565 | 827 | 291 | 467 | 643 | 1.051 | 2.228 | 4.082 | 5.872 | 7.427 | 9.173 | 12.138 | 22.410 | 21.039 | 15.623 | 6.294 |

altersbereinigte Übersterblichkeit gegenüber 2019: +6.835 (Kalenderwoche 40 bis 45)



Wöchentliche Sterbezahlen 2021 in Deutschland

| Bevölkerung | 83.155.031 | 24.818.004 | 5.581.088 | 5.290.876 | 5.034.888 | 5.035.860 | 6.487.224 | 6.817.318 | 5.818.137 | 4.899.104 | 3.968.070 | 3.468.028 | 3.430.502 | 1.670.456 | 680.598 | 154.878 |
|--------------|----------------|------------|------------|------------|------------|--------------|--------------|--------------|--------------|--------------|--------------|---------------|---------------|---------------|---------------|--------------|
| KW | insgesamt | 0-30 | 30-35 | 35-40 | 40-45 | 45-50 | 50-55 | 55-60 | 60-65 | 65-70 | 70-75 | 75-80 | 80-85 | 85-90 | 90-95 | 95+ |
| 40 | 17.963 | 144 | 49 | 79 | 89 | 176 | 396 | 712 | 1.001 | 1.293 | 1.545 | 1.876 | 3.636 | 3.382 | 2.570 | 1.015 |
| 41 | 18.658 | 121 | 52 | 73 | 120 | 181 | 402 | 709 | 1.020 | 1.283 | 1.614 | 2.019 | 3.697 | 3.586 | 2.673 | 1.108 |
| 42 | 19.463 | 152 | 60 | 92 | 120 | 162 | 378 | 731 | 1.051 | 1.353 | 1.712 | 2.100 | 3.860 | 3.755 | 2.720 | 1.217 |
| 43 | 19.767 | 151 | 50 | 78 | 99 | 192 | 376 | 741 | 987 | 1.308 | 1.742 | 2.091 | 4.051 | 3.775 | 2.890 | 1.236 |
| 44 | 19.874 | 114 | 51 | 42 | 95 | 177 | 386 | 710 | 1.020 | 1.385 | 1.664 | 2.151 | 3.983 | 3.909 | 2.895 | 1.292 |
| 45 | 20.675 | 99 | 33 | 72 | 131 | 205 | 384 | 759 | 1.057 | 1.441 | 1.671 | 2.272 | 4.104 | 4.157 | 2.990 | 1.300 |
| Summe | 116.400 | 781 | 295 | 436 | 654 | 1.093 | 2.322 | 4.362 | 6.136 | 8.063 | 9.948 | 12.509 | 23.331 | 22.564 | 16.738 | 7.168 |

Anzahl Covid-19 Sterbefälle gemäß RKI: klinische Aspekte – 4.409

Wöchentliche Sterbezahlen 2020 in Deutschland

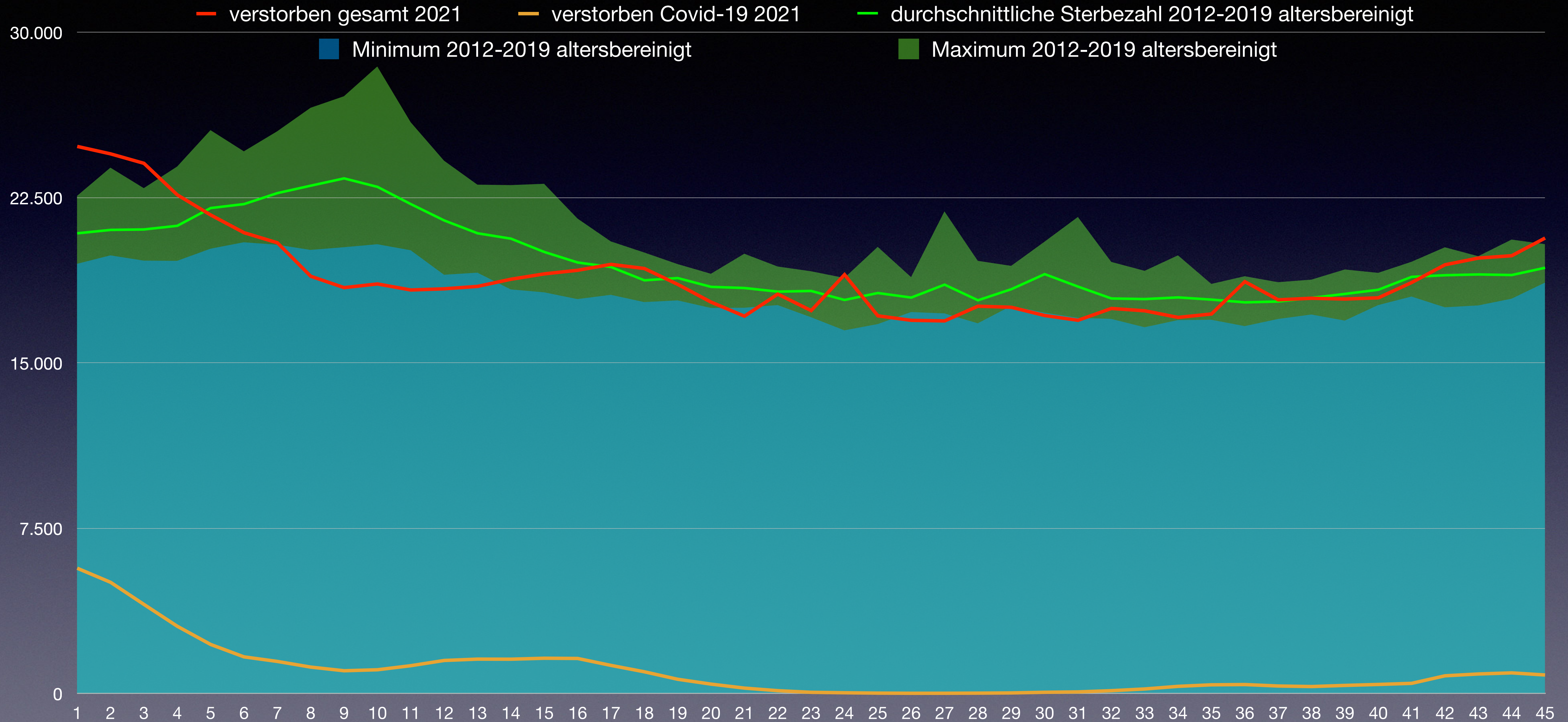
| Bevölkerung | 83.166.711 | 25.013.404 | 5.495.720 | 5.289.210 | 4.909.026 | 5.273.358 | 6.710.235 | 6.737.305 | 5.647.771 | 4.859.032 | 3.674.095 | 3.876.420 | 3.294.281 | 1.572.007 | 661.133 | 153.714 |
|--------------|----------------|------------|------------|------------|------------|--------------|--------------|--------------|--------------|--------------|--------------|---------------|---------------|---------------|---------------|--------------|
| KW | insgesamt | 0-30 | 30-35 | 35-40 | 40-45 | 45-50 | 50-55 | 55-60 | 60-65 | 65-70 | 70-75 | 75-80 | 80-85 | 85-90 | 90-95 | 95+ |
| 40 | 17.614 | 127 | 49 | 76 | 105 | 168 | 364 | 710 | 954 | 1.167 | 1.439 | 2.177 | 3.519 | 3.268 | 2.477 | 1.014 |
| 41 | 17.501 | 129 | 42 | 67 | 124 | 163 | 397 | 698 | 904 | 1.275 | 1.452 | 2.092 | 3.488 | 3.182 | 2.510 | 978 |
| 42 | 17.754 | 112 | 46 | 71 | 104 | 176 | 378 | 695 | 973 | 1.238 | 1.515 | 2.201 | 3.397 | 3.254 | 2.512 | 1.082 |
| 43 | 18.588 | 140 | 51 | 89 | 104 | 178 | 371 | 743 | 979 | 1.321 | 1.546 | 2.232 | 3.573 | 3.512 | 2.631 | 1.118 |
| 44 | 18.584 | 141 | 44 | 81 | 92 | 184 | 386 | 636 | 964 | 1.296 | 1.546 | 2.233 | 3.780 | 3.417 | 2.682 | 1.102 |
| 45 | 19.007 | 125 | 46 | 74 | 107 | 154 | 383 | 717 | 991 | 1.308 | 1.558 | 2.318 | 3.674 | 3.651 | 2.715 | 1.186 |
| Summe | 109.048 | 774 | 278 | 458 | 636 | 1.023 | 2.279 | 4.199 | 5.765 | 7.605 | 9.056 | 13.253 | 21.431 | 20.284 | 15.527 | 6.480 |

Wöchentliche Sterbezahlen 2020 in Deutschland altersbereinigt -> Bevölkerung von 2021

| Bevölkerung | 83.155.031 | 24.818.004 | 5.581.088 | 5.290.876 | 5.034.888 | 5.035.860 | 6.487.224 | 6.817.318 | 5.818.137 | 4.899.104 | 3.968.070 | 3.468.028 | 3.430.502 | 1.670.456 | 680.598 | 154.878 |
|--------------|----------------|------------|------------|------------|------------|------------|--------------|--------------|--------------|--------------|--------------|---------------|---------------|---------------|---------------|--------------|
| KW | insgesamt | 0-30 | 30-35 | 35-40 | 40-45 | 45-50 | 50-55 | 55-60 | 60-65 | 65-70 | 70-75 | 75-80 | 80-85 | 85-90 | 90-95 | 95+ |
| 40 | 17.960 | 126 | 50 | 76 | 108 | 160 | 352 | 718 | 983 | 1.177 | 1.554 | 1.948 | 3.665 | 3.473 | 2.550 | 1.022 |
| 41 | 17.850 | 128 | 43 | 67 | 127 | 156 | 384 | 706 | 931 | 1.286 | 1.568 | 1.872 | 3.632 | 3.381 | 2.584 | 985 |
| 42 | 18.100 | 111 | 47 | 71 | 107 | 168 | 365 | 703 | 1.002 | 1.248 | 1.636 | 1.969 | 3.537 | 3.458 | 2.586 | 1.090 |
| 43 | 18.961 | 139 | 52 | 89 | 107 | 170 | 359 | 752 | 1.009 | 1.332 | 1.670 | 1.997 | 3.721 | 3.732 | 2.708 | 1.126 |
| 44 | 18.958 | 140 | 45 | 81 | 94 | 176 | 373 | 644 | 993 | 1.307 | 1.670 | 1.998 | 3.936 | 3.631 | 2.761 | 1.110 |
| 45 | 19.389 | 124 | 47 | 74 | 110 | 147 | 370 | 726 | 1.021 | 1.319 | 1.683 | 2.074 | 3.826 | 3.880 | 2.795 | 1.195 |
| Summe | 111.218 | 768 | 282 | 458 | 652 | 977 | 2.203 | 4.249 | 5.939 | 7.668 | 9.781 | 11.857 | 22.317 | 21.554 | 15.984 | 6.529 |

altersbereinigte Übersterblichkeit gegenüber 2020: +5.182 (Kalenderwoche 40 bis 45)

Verlauf der Sterbekurven und Fallzahlen 2021 in Deutschland – altersbereinigt auf Bevölkerung von 2021



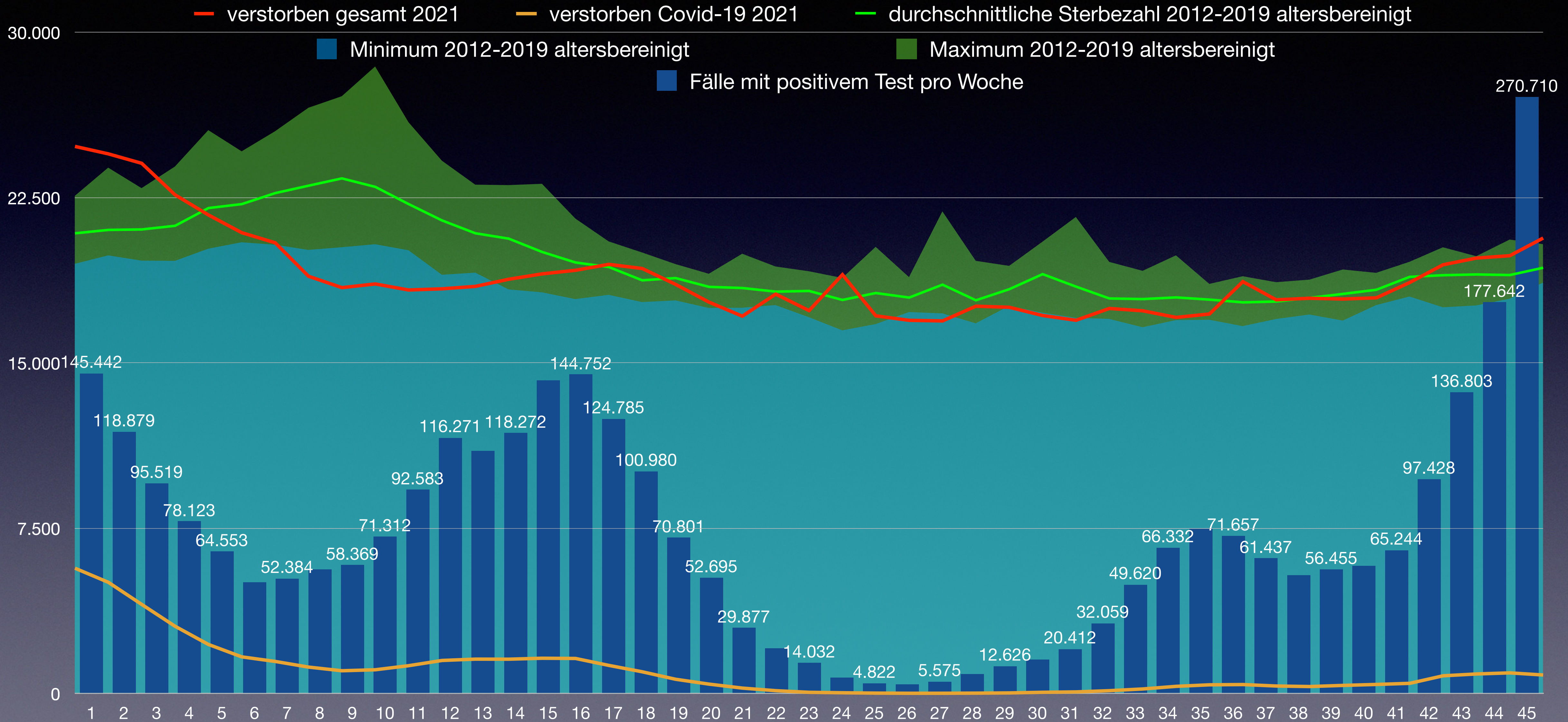
04.01.2021

Statistisches Bundesamt: [Sonderauswertung Sterbefälle 2016–2020](#); [Bevölkerungsstand zum 31.12. des Vorjahres](#),
Verstorben Covid-19: RKI Situationsbericht vom 22.06.2021

14.11.2021



Verlauf der Sterbekurven und Fallzahlen 2021 in Deutschland – altersbereinigt auf Bevölkerung von 2021



04.01.2021

Statistisches Bundesamt: [Sonderauswertung Sterbefälle 2016–2020](#); [Bevölkerungsstand zum 31.12. des Vorjahres](#),
 Verstorben Covid-19: RKI Situationsbericht vom 22.06.2021

14.11.2021



Wöchentliche Sterbezahlen 2021 in Österreich

| Bevölkerung | 8.932.664 | 433.755 | 851.733 | 941.982 | 1.208.961 | 1.185.121 | 1.308.912 | 1.285.913 | 872.171 | 620.256 | 223.860 |
|--------------|---------------|-----------|----------|-----------|-----------|------------|------------|------------|--------------|--------------|--------------|
| KW | insgesamt | 0-4 | 5-14 | 15-24 | 25-34 | 35-44 | 45-54 | 55-64 | 65-74 | 75-84 | 85+ |
| 38 | 1.580 | 10 | 0 | 5 | 13 | 16 | 51 | 153 | 244 | 467 | 621 |
| 39 | 1.671 | 4 | 1 | 7 | 7 | 22 | 61 | 154 | 254 | 478 | 683 |
| 40 | 1.605 | 3 | 1 | 5 | 18 | 20 | 47 | 143 | 276 | 470 | 622 |
| 41 | 1.634 | 5 | 1 | 5 | 9 | 17 | 38 | 146 | 243 | 492 | 678 |
| 42 | 1.723 | 5 | 0 | 2 | 16 | 19 | 47 | 136 | 268 | 499 | 731 |
| 43 | 1.885 | 4 | 2 | 6 | 17 | 17 | 66 | 144 | 296 | 582 | 751 |
| Summe | 10.098 | 31 | 5 | 30 | 80 | 111 | 310 | 876 | 1.581 | 2.988 | 4.086 |
| Covid-19 | 408 | 0 | 0 | 0 | 6 | 3 | 15 | 36 | 69 | 130 | 149 |

Sterbezahl 0-24 Jahre: 66

Sterbezahl 0-24 Jahre: 1.277

Wöchentliche Sterbezahlen 2019 in Österreich

| Bevölkerung | 8.858.775 | 435.133 | 843.559 | 969.767 | 1.206.874 | 1.166.614 | 1.358.143 | 1.210.126 | 833.470 | 609.151 | 225.938 |
|--------------|--------------|-----------|-----------|-----------|-----------|------------|------------|------------|--------------|--------------|--------------|
| KW | insgesamt | 0-4 | 5-14 | 15-24 | 25-34 | 35-44 | 45-54 | 55-64 | 65-74 | 75-84 | 85+ |
| 38 | 1.454 | 7 | 2 | 8 | 12 | 24 | 59 | 132 | 216 | 423 | 571 |
| 39 | 1.577 | 7 | 1 | 6 | 11 | 23 | 56 | 133 | 234 | 459 | 647 |
| 40 | 1.557 | 5 | 1 | 10 | 10 | 16 | 55 | 142 | 227 | 429 | 662 |
| 41 | 1.592 | 5 | 1 | 7 | 11 | 20 | 48 | 131 | 218 | 464 | 687 |
| 42 | 1.497 | 2 | 2 | 2 | 15 | 14 | 59 | 107 | 235 | 438 | 623 |
| 43 | 1.545 | 5 | 3 | 9 | 5 | 22 | 58 | 142 | 226 | 420 | 655 |
| Summe | 9.222 | 31 | 10 | 42 | 64 | 119 | 335 | 787 | 1.356 | 2.633 | 3.845 |


Sterbezahl 0-24 Jahre: 82

Sterbezahl 0-24 Jahre: 1.344

Wöchentliche Sterbezahlen 2019 in Österreich altersbereinigt -> Bevölkerung von 2021

| Bevölkerung | 8.932.664 | 433.755 | 851.733 | 941.982 | 1.208.961 | 1.185.121 | 1.308.912 | 1.285.913 | 872.171 | 620.256 | 223.860 |
|--------------|--------------|-----------|-----------|-----------|-----------|------------|------------|------------|--------------|--------------|--------------|
| KW | insgesamt | 0-4 | 5-14 | 15-24 | 25-34 | 35-44 | 45-54 | 55-64 | 65-74 | 75-84 | 85+ |
| 38 | 1.473 | 7 | 2 | 8 | 12 | 24 | 57 | 140 | 226 | 431 | 566 |
| 39 | 1.597 | 7 | 1 | 6 | 11 | 23 | 54 | 141 | 245 | 467 | 641 |
| 40 | 1.576 | 5 | 1 | 10 | 10 | 16 | 53 | 151 | 238 | 437 | 656 |
| 41 | 1.611 | 5 | 1 | 7 | 11 | 20 | 46 | 139 | 228 | 472 | 681 |
| 42 | 1.515 | 2 | 2 | 2 | 15 | 14 | 57 | 114 | 246 | 446 | 617 |
| 43 | 1.564 | 5 | 3 | 9 | 5 | 22 | 56 | 151 | 236 | 428 | 649 |
| Summe | 9.336 | 31 | 10 | 41 | 64 | 121 | 323 | 836 | 1.419 | 2.681 | 3.810 |

altersbereinigte Übersterblichkeit gegenüber 2019: +762 (Kalenderwoche 38 bis 43)



Wöchentliche Sterbezahlen 2021 in der Schweiz

| Bevölkerung | 8.667.088 | 434.502 | 439.640 | 429.430 | 419.993 | 478.059 | 559.744 | 620.262 | 622.642 | 599.543 | 601.819 | 654.564 | 644.481 | 532.380 | 434.939 | 402.252 | 334.315 | 227.152 | 147.261 | 84.110 |
|-----------------|--------------|-----------|----------|----------|----------|-----------|-----------|-----------|-----------|-----------|-----------|------------|------------|------------|------------|------------|------------|--------------|--------------|--------------|
| KW | gesamt | 0-4 | 5-9 | 10-14 | 15-19 | 20-24 | 25-29 | 30-34 | 35-39 | 40-44 | 45-49 | 50-54 | 55-59 | 60-64 | 65-69 | 70-74 | 75-79 | 80-84 | 85-89 | 90+ |
| 40 | 1.208 | 5 | 0 | 1 | 2 | 0 | 3 | 4 | 10 | 5 | 13 | 26 | 31 | 53 | 71 | 109 | 142 | 171 | 230 | 332 |
| 41 | 1.273 | 4 | 0 | 1 | 1 | 3 | 4 | 6 | 6 | 7 | 20 | 23 | 49 | 54 | 69 | 104 | 164 | 195 | 243 | 320 |
| 42 | 1.279 | 3 | 0 | 2 | 1 | 3 | 5 | 4 | 6 | 8 | 14 | 22 | 46 | 48 | 68 | 102 | 168 | 178 | 254 | 347 |
| 43 | 1.300 | 5 | 2 | 1 | 3 | 1 | 0 | 3 | 4 | 8 | 12 | 24 | 44 | 44 | 62 | 100 | 156 | 205 | 275 | 351 |
| 44 | 1.237 | 5 | 1 | 0 | 0 | 3 | 0 | 2 | 4 | 2 | 10 | 14 | 42 | 60 | 67 | 88 | 128 | 191 | 247 | 373 |
| 45 | 1.306 | 3 | 0 | 0 | 2 | 3 | 2 | 10 | 3 | 4 | 8 | 19 | 24 | 50 | 60 | 113 | 145 | 192 | 278 | 390 |
| Summe | 7.603 | 25 | 3 | 5 | 9 | 13 | 14 | 29 | 33 | 34 | 77 | 128 | 236 | 309 | 397 | 616 | 903 | 1.132 | 1.527 | 2.113 |
| Covid-19 | 219 | 0 | 0 | 0 | 0 | 0 | 0 | 0 | 0 | 1 | 7 | 21 | 41 | 157 | | | | | | |

Sterbezahl 0-19 Jahre: 42

Sterbezahl 20-64 Jahre: 873

Wöchentliche Sterbezahlen 2019 in der Schweiz

| Bevölkerung | 8.544.527 | 437.880 | 430.304 | 415.562 | 425.712 | 483.445 | 569.288 | 606.490 | 608.706 | 583.783 | 620.649 | 671.146 | 610.732 | 503.529 | 427.996 | 398.116 | 307.537 | 220.832 | 142.816 | 80.004 |
|--------------|--------------|-----------|----------|----------|-----------|-----------|-----------|-----------|-----------|-----------|-----------|------------|------------|------------|------------|------------|------------|--------------|--------------|--------------|
| KW | gesamt | 0-4 | 5-9 | 10-14 | 15-19 | 20-24 | 25-29 | 30-34 | 35-39 | 40-44 | 45-49 | 50-54 | 55-59 | 60-64 | 65-69 | 70-74 | 75-79 | 80-84 | 85-89 | 90+ |
| 40 | 1.234 | 6 | 0 | 0 | 1 | 5 | 1 | 3 | 7 | 4 | 11 | 29 | 51 | 46 | 73 | 109 | 147 | 190 | 241 | 310 |
| 41 | 1.278 | 7 | 1 | 0 | 1 | 6 | 5 | 1 | 3 | 8 | 15 | 27 | 52 | 54 | 58 | 123 | 156 | 202 | 229 | 330 |
| 42 | 1.298 | 4 | 0 | 1 | 2 | 3 | 3 | 5 | 6 | 5 | 14 | 25 | 48 | 62 | 67 | 99 | 146 | 192 | 262 | 354 |
| 43 | 1.307 | 5 | 0 | 0 | 3 | 4 | 2 | 2 | 9 | 7 | 16 | 19 | 42 | 51 | 80 | 119 | 129 | 199 | 261 | 359 |
| 44 | 1.224 | 3 | 0 | 0 | 2 | 2 | 3 | 3 | 4 | 10 | 10 | 30 | 34 | 56 | 75 | 114 | 135 | 210 | 242 | 291 |
| 45 | 1.264 | 4 | 0 | 1 | 1 | 3 | 2 | 6 | 2 | 12 | 10 | 28 | 28 | 38 | 73 | 115 | 155 | 196 | 241 | 349 |
| Summe | 7.605 | 29 | 1 | 2 | 10 | 23 | 16 | 20 | 31 | 46 | 76 | 158 | 255 | 307 | 426 | 679 | 868 | 1.189 | 1.476 | 1.993 |

Sterbezahl 0-19 Jahre: 42

Sterbezahl 0-24 Jahre: 959

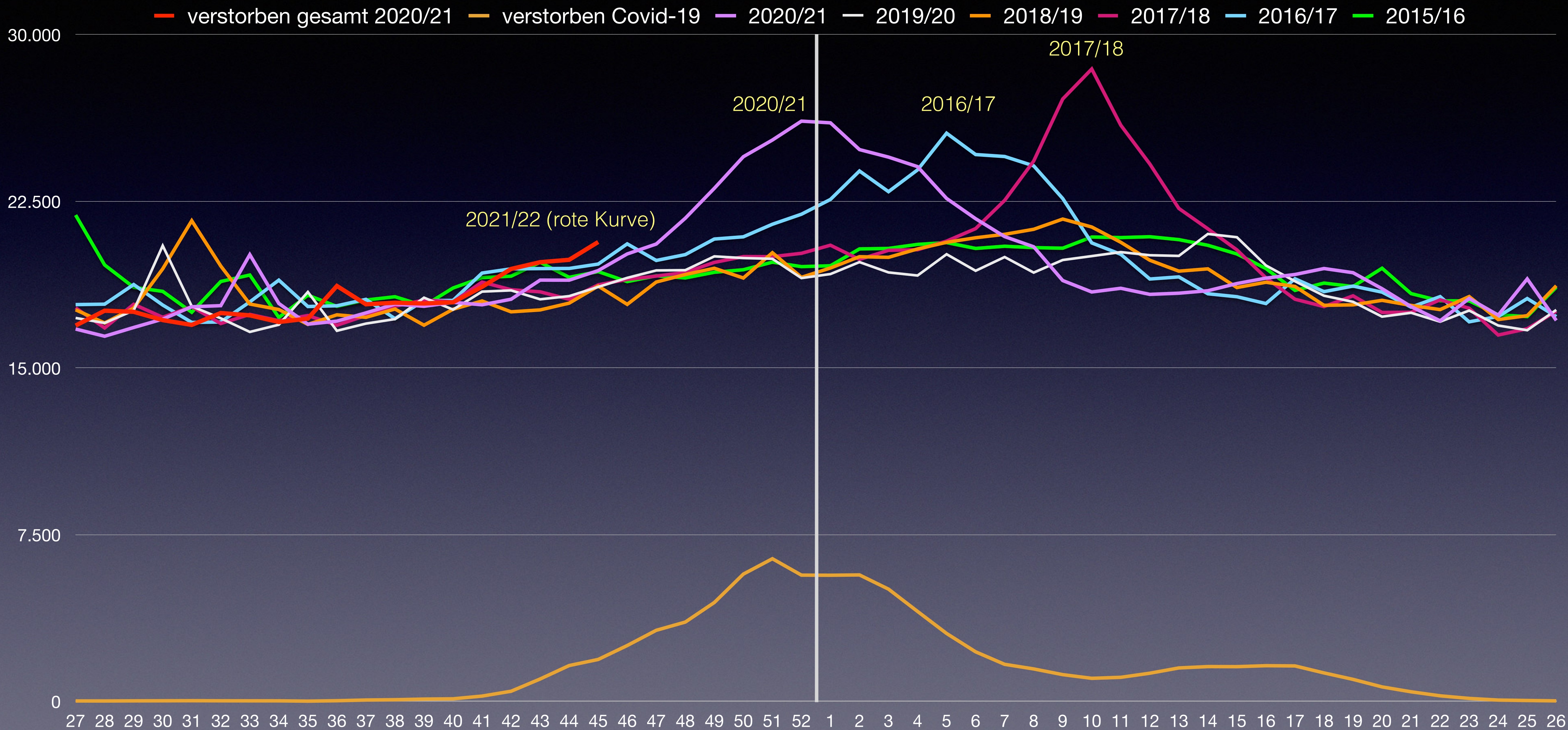
Wöchentliche Sterbezahlen 2019 in der Schweiz altersbereinigt -> Bevölkerung von 2021

| Bevölkerung | 8.582.978 | 434.502 | 439.640 | 429.430 | 419.993 | 478.059 | 559.744 | 620.262 | 622.642 | 599.543 | 601.819 | 654.564 | 644.481 | 532.380 | 434.939 | 402.252 | 334.315 | 227.152 | 147.261 | 84.110 |
|--------------|--------------|-----------|----------|----------|-----------|-----------|-----------|-----------|-----------|-----------|-----------|------------|------------|------------|------------|------------|------------|--------------|--------------|--------------|
| KW | gesamt | 0-4 | 5-9 | 10-14 | 15-19 | 20-24 | 25-29 | 30-34 | 35-39 | 40-44 | 45-49 | 50-54 | 55-59 | 60-64 | 65-69 | 70-74 | 75-79 | 80-84 | 85-89 | 90+ |
| 40 | 1.283 | 6 | 0 | 0 | 1 | 5 | 1 | 3 | 7 | 4 | 11 | 28 | 54 | 49 | 74 | 110 | 160 | 195 | 249 | 326 |
| 41 | 1.329 | 7 | 1 | 0 | 1 | 6 | 5 | 1 | 3 | 8 | 15 | 26 | 55 | 57 | 59 | 124 | 170 | 208 | 236 | 347 |
| 42 | 1.350 | 4 | 0 | 1 | 2 | 3 | 3 | 5 | 6 | 5 | 14 | 24 | 51 | 66 | 68 | 100 | 159 | 197 | 270 | 372 |
| 43 | 1.358 | 5 | 0 | 0 | 3 | 4 | 2 | 2 | 9 | 7 | 16 | 19 | 44 | 54 | 81 | 120 | 140 | 205 | 269 | 377 |
| 44 | 1.271 | 3 | 0 | 0 | 2 | 2 | 3 | 3 | 4 | 10 | 10 | 29 | 36 | 59 | 76 | 115 | 147 | 216 | 250 | 306 |
| 45 | 1.314 | 4 | 0 | 1 | 1 | 3 | 2 | 6 | 2 | 12 | 10 | 27 | 30 | 40 | 74 | 116 | 168 | 202 | 249 | 367 |
| Summe | 7.904 | 29 | 1 | 2 | 10 | 23 | 16 | 20 | 32 | 47 | 74 | 154 | 269 | 325 | 433 | 686 | 944 | 1.223 | 1.522 | 2.095 |

altersbereinigte Untersterblichkeit gegenüber 2019: -301 (Kalenderwoche 40 bis 45)

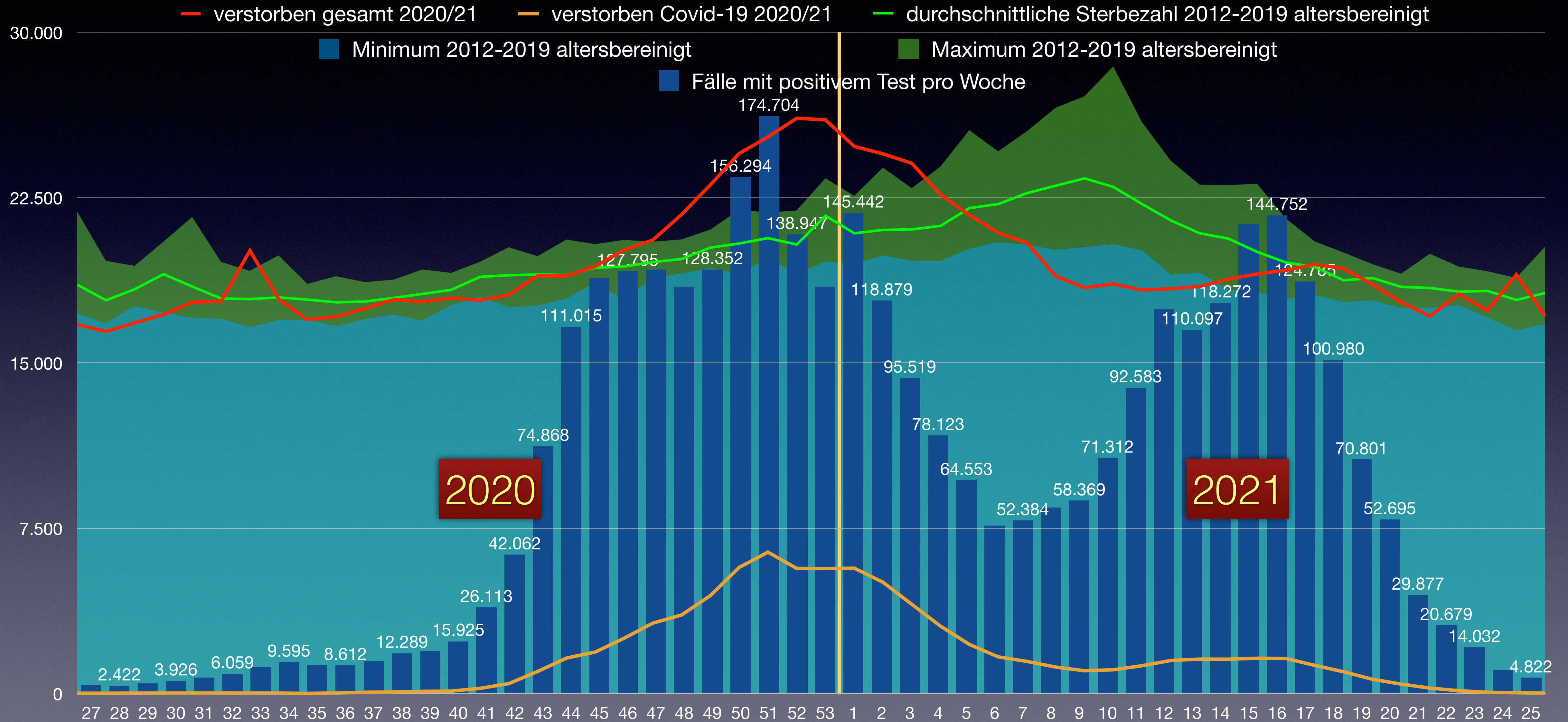


Vergleich der Sterbekurven und Fallzahlen saisonal – altersbereinigt auf Bevölkerung von 2021





Verlauf der Sterbekurven und Fallzahlen 2020/21 saisonal – altersbereinigt auf Bevölkerung von 2021

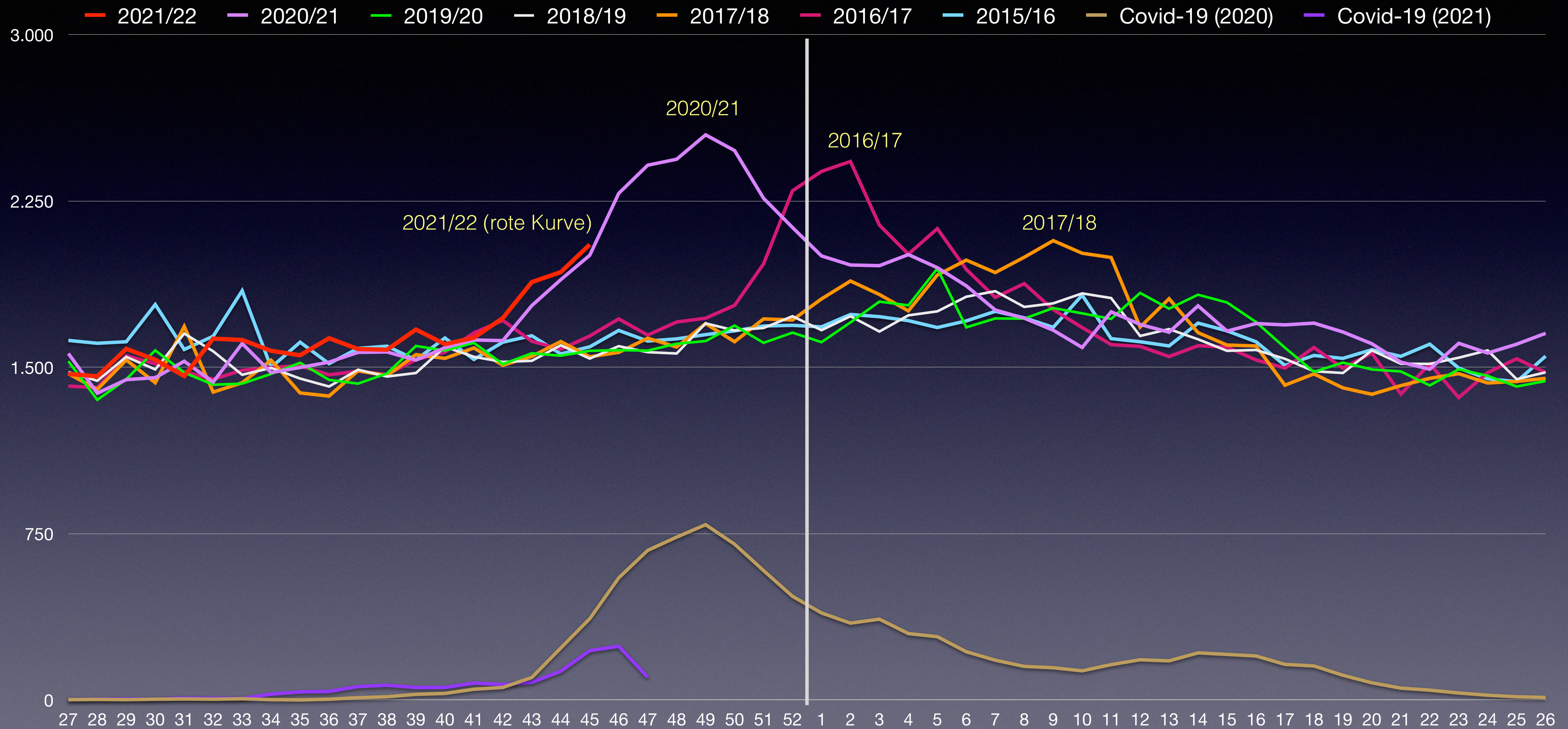


04.01.2021

14.11.2021

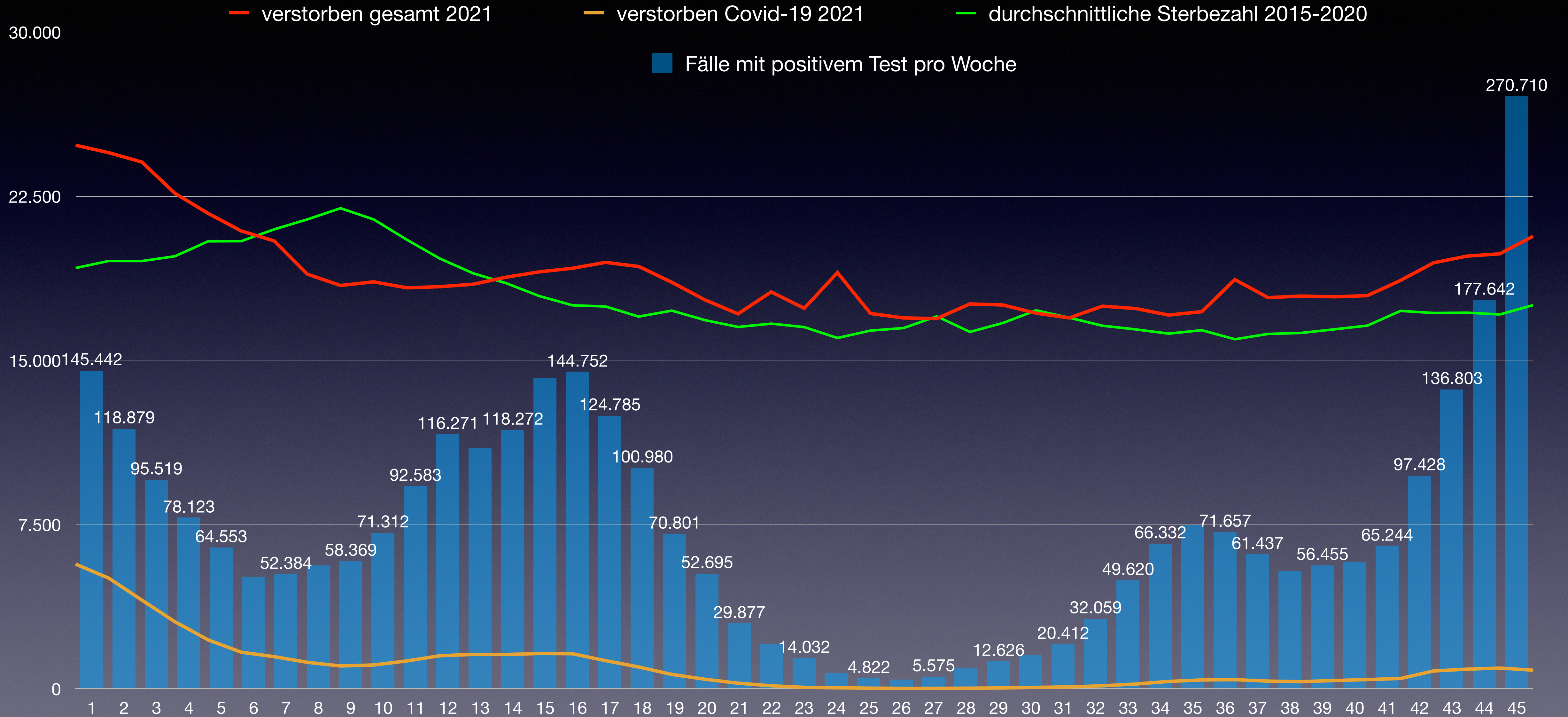


Österreich: Vergleich der Sterbekurven und Fallzahlen saisonal – altersbereinigt auf Bevölkerung von 2021





Verlauf der Sterbekurven und Fallzahlen 2021 in Deutschland



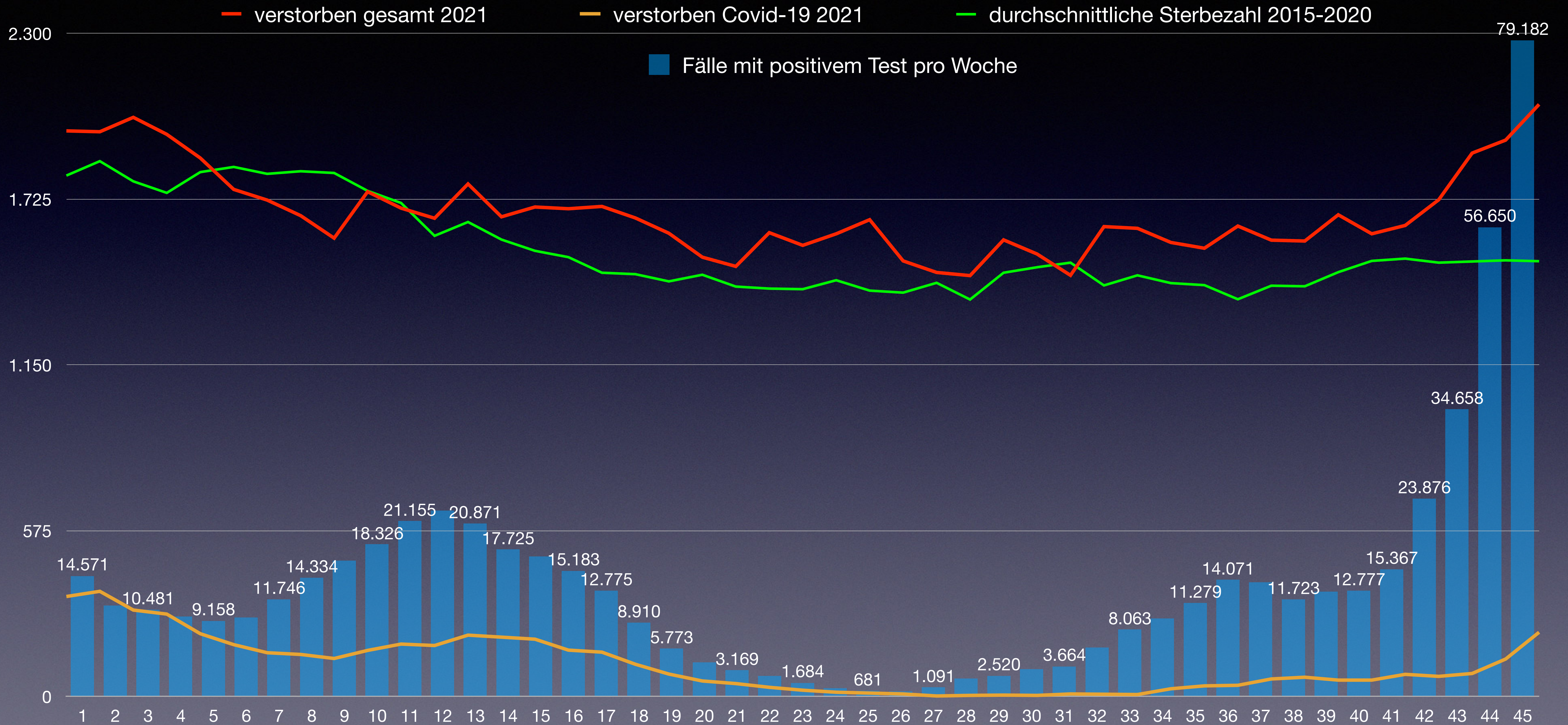
04.01.2021

14.11.2021

Statistisches Bundesamt: [Sonderauswertung Sterbefälle 2016–2020](#); [Bevölkerungsstand zum 31.12. des Vorjahres](#),
Verstorben Covid-19: RKI Situationsbericht vom 22.06.2021

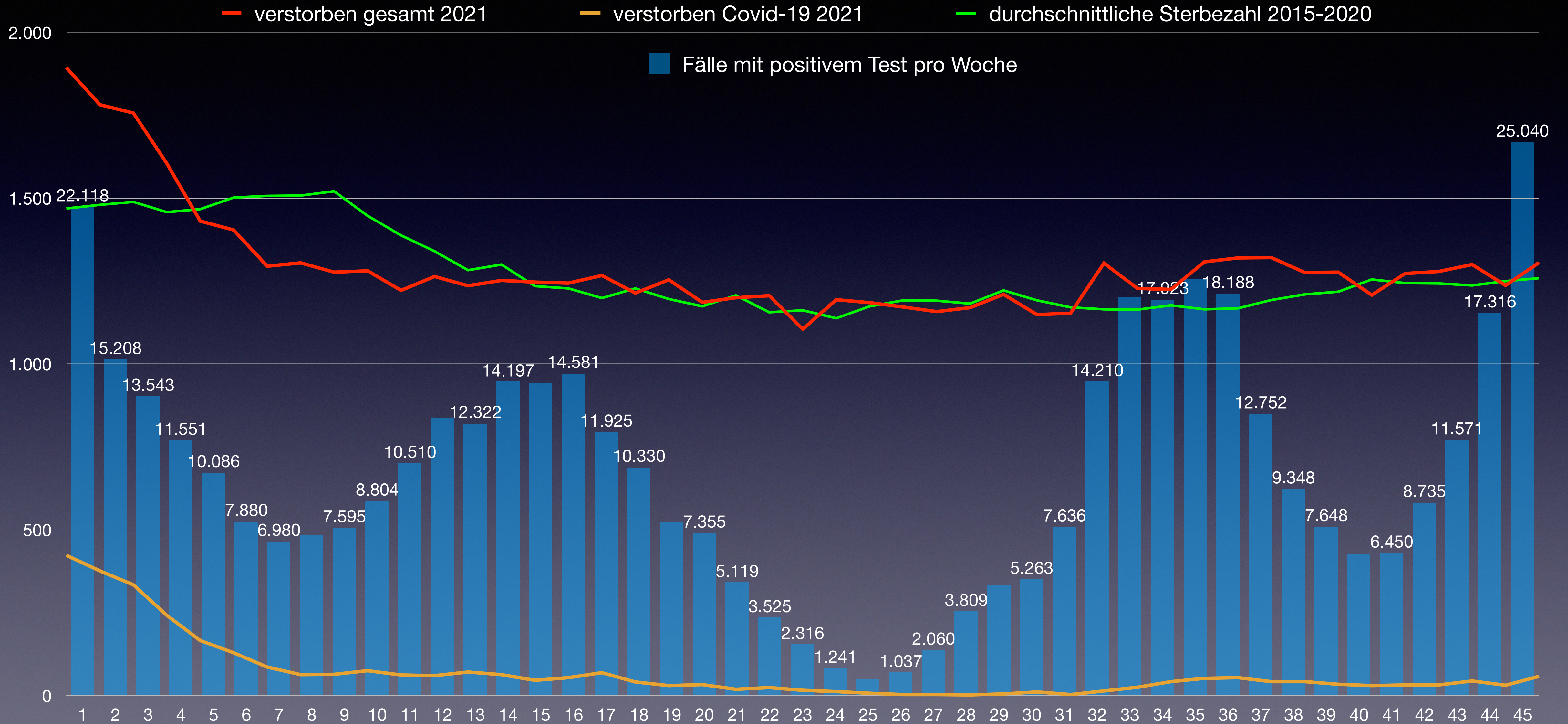


Verlauf der Sterbekurven und Fallzahlen 2021 in Österreich





Verlauf der Sterbekurven und Fallzahlen 2021 in der Schweiz



04.01.2021

BAG - Covid-19 Schweiz (.csv Datei)

BFS - Todesfälle nach Altersklasse, Woche und Kanton

17.10.2021